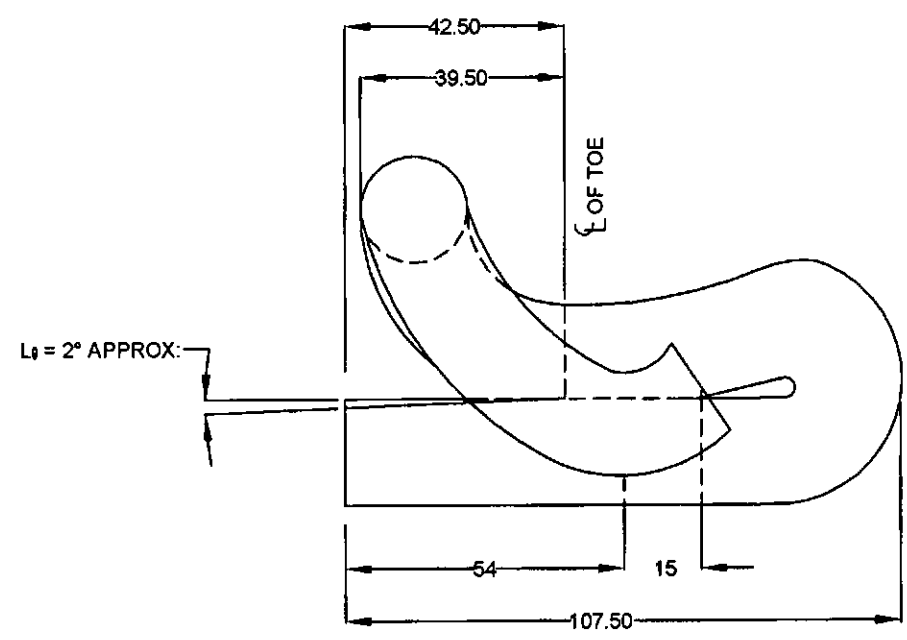
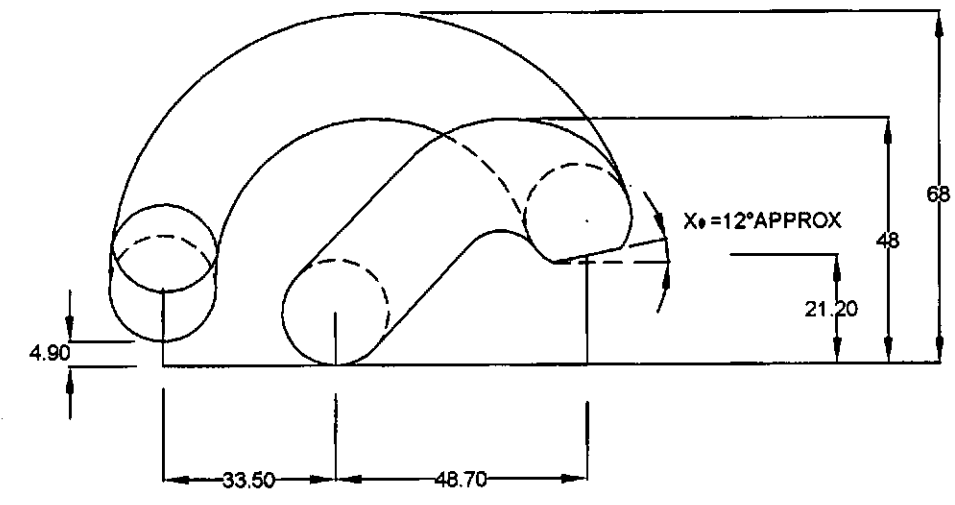


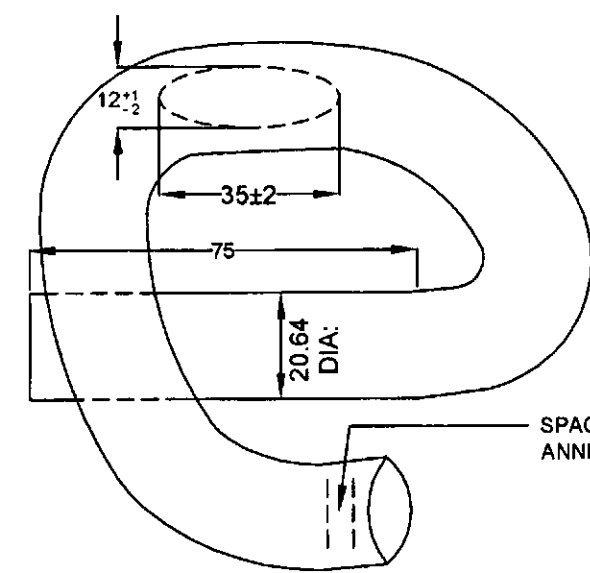
SET / APPD / TRC CH / REV / RETRACE / R.S. PARMAR / S.P. KHIERA / CDA / DOSITM / S.N. ASGHAR / G. LAL / DRG. CH. / CAL. CH. / CR.N. PAGES / (S. No. 162) / NIP 29 / FILE PAGES



ELEVATION



SIDE ELEVATION

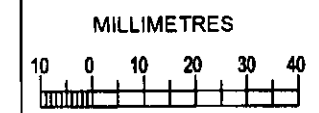


PLAN

SPACE FOR STAMPING (AS PER ANNEXURE- IV OF IRS -T-31-1992)

- 3. THE DIA: OF FINISHED CLIP SHALL BE MEASURED AT CENTRAL LEG WITH +0.2 / -0.15mm TOLERANCE.
- 2. CLIP SHALL BE CHECKED WITH INSPECTION GAUGE TO DRG: NO: RDSO/T-3746.
- 1. ALL DIMENSIONS ARE IN MILLIMETRES.

NOTE



IRST-31-1992	5	REVISED & REDRAWN	14-10-09
SPECIFICATION	SCALE	ALT:	DESCRIPTION
			DATE
			RDSO / T-3701

THIS DRAWING IS THE PROPERTY OF
 RESEARCH DESIGNS AND STANDARDS ORGANISATION
 (MINISTRY OF RAILWAYS)
 LUCKNOW -226011,INDIA
 AND SHALL NOT BE USED, COPIED, REPRODUCED IN
 PART OR WHOLE WITHOUT PRIOR CONSENT IN WRITING

R. D. S. O.

**ELASTIC RAIL CLIP Mk-III
 WITH FLAT TOE FOR
 60 Kg UIC / 52 KG RAIL
 SECTIONS.**

STAND. _____
 CANCLD. _____
 REV. _____
 ADVANCE 26-06-87 (T)