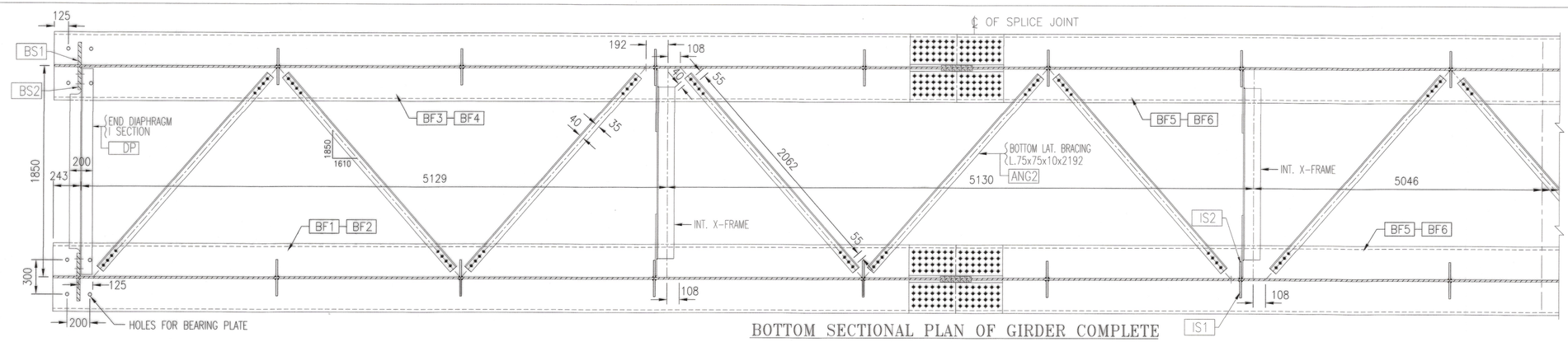

BOTTOM SECTIONAL PLAN OF GIRDER COMPLETE

(SCALE 1:20)

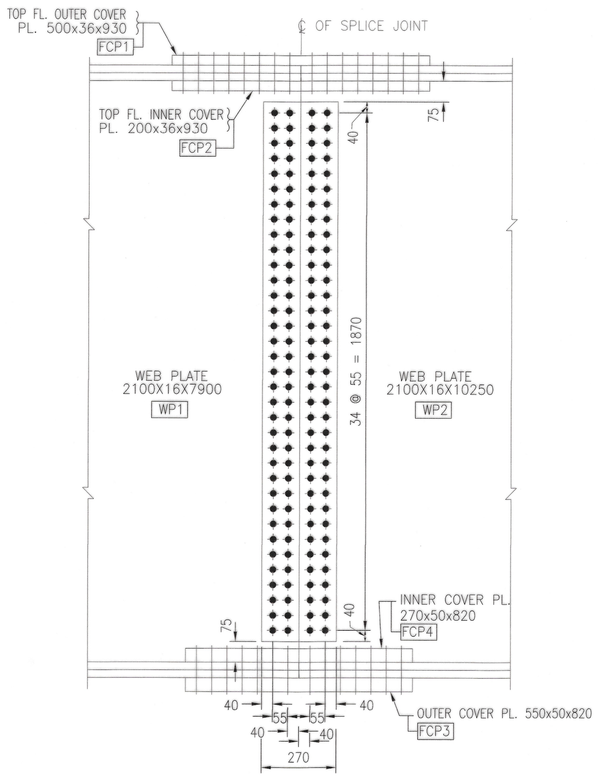

ELEVATION

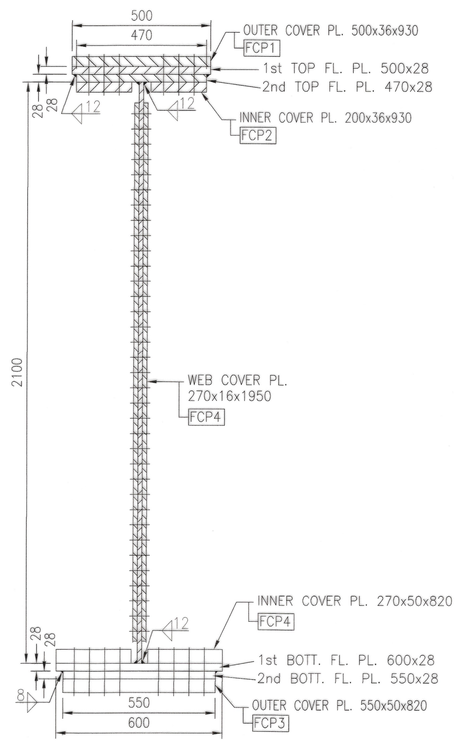

SECTION BB

SPLICE JOINT DETAILS

(SCALE 1:10)

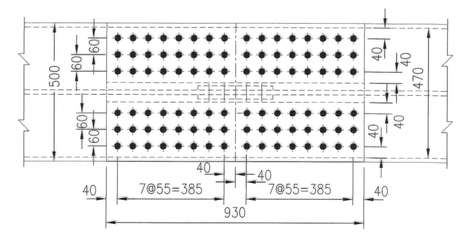

TOP PLAN

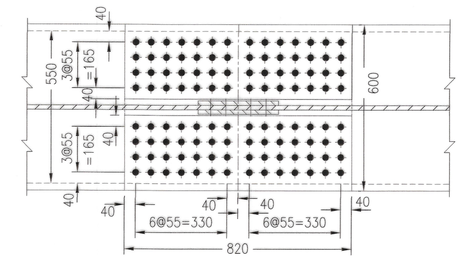

BOTTOM SECTIONAL PLAN

DESCRIPTION	SYMBOLS
FILLET WELD (ONE SIDE)	
FILLET WELD (BOTH SIDES)	
HSFG BOLTS	

MAIN DRAWING

DESCRIPTION	REFERENCE
GENERAL ARRANGEMENT AND DETAILS OF MAIN GIRDER	RDSO/B-16016/R1

THIS DRAWING IS THE PROPERTY OF
RESEARCH DESIGNS & STANDARDS ORGANISATION
(MINISTRY OF RAILWAYS)
LUCKNOW-226011(INDIA)
AND SHALL NOT BE USED,COPIED OR REPRODUCED IN
PART OR WHOLE WITHOUT PRIOR CONSENT IN WRITING.

R. D. S. O.

"25t LOADING-2008"
PLATE GIRDER-WELDED TYPE
24.4m SPAN
DETAILS OF SPLICE JOINT &
BOTTOM SECTIONAL PLAN

PROVISIONAL DATE- 28.02.2023

RDSO/B-16016/1R1

4. THIS DRAWING IS DETAIL OF MAIN DRAWING NO. RDSO-B-16016/R1.
3. WEB EDGES TO BE MACHINED AT SPLICE LOCATION.
2. ALL HOLES ARE 23.5 DIA. FOR 22 DIA. HSFG BOLTS OF PROPERTY CLASS 8.8.
1. ALL DIMENSIONS ARE IN MILLIMETRES UNLESS OTHERWISE SPECIFIED. NO DIMENSION SHOULD BE SCALED FROM THIS DRAWING.

NOTES

(SIZE A1)
MILLIMETERS
100 0 100 200 300 400 1:10
200 0 200 400 600 800 1:20

SPECIFICATION	SCALE	ALT.	DESCRIPTION	DATE

DESIGN REGISTER No. DD/2023/	DESIGN BY-NILESH KUMAR(SSRE/SB-II)	DRAWN BY-ALOK RANJAN(J.E/D/SB-II) Alok Ranjan	SCRUTINISED & CHECKED BY-	SCRUTINISED & RECOMMENDED BY-	APPROVED BY- 5/3/2023	AUTOCAD FILE No. RDSO-B-16016-1R1
	CHECKED BY-SONU (JE/D/SB-II)	CHECKED BY-ASHOK KUMAR(SSRE/SB-II)	SANDEEP AGARWAL (ADE/SB-II/B&S)	MANISH KUMAR (DBS-VII/B&S)	RAJESH KUMAR SRIVASTAVA(ED/B&S)	NOTIFICATION No.