

No. EL/3.1.35/12 (SB)

Date: As signed

प्रधानमुख्य विद्युत अभियंता,

Principle Chief Electrical Engineers,

1. मध्य रेलवे, मुम्बई सीएसटी-400 001
2. पूर्व मध्य रेलवे, हाजीपुर-844 101
3. पूर्वतटीय रेलवे, चन्द्रशेखरपुर, भुवनेश्वर-751 023
4. पूर्व रेलवे, फेयर्ली प्लेस, कोलकाता-700 001
5. उत्तर मध्य रेलवे, ब्लाक ए-2, सुबेदारगंज  
इलाहाबाद- 211 033
6. उत्तररेलवे, बड़ौदा हाऊस, नई दिल्ली-110 001
7. उत्तर पश्चिम रेलवे जयपुर- 302006
8. उत्तर पूर्व रेलवे गोरखपुर- 273001
9. दक्षिण मध्य रेलवे, रेल निलयम, सिकंदराबाद-500 371
10. दक्षिण पूर्व मध्य रेलवे, बिलासपुर- 495 004
11. दक्षिण पूर्व रेलवे, गार्डेनरीच, कोलकाता-700 043
12. दक्षिण रेलवे, पार्क टाउन, चेन्नई-600 003
13. दक्षिण पश्चिम रेलवे हुबली-580020
14. पश्चिम मध्य रेलवे, जबलपुर-482 001
15. पश्चिम रेलवे, चर्चगेट, मुम्बई- 400 020
16. पूर्वोत्तर सीमांत रेलवे, पान्दुपोर्टरोड, मालीगाँव,  
गुवाहाटी, असम-781012
17. चित्तरंजन रेल इंजन कारखाना, चित्तरंजन- 713 331
18. बनारस रेल इंजन कारखाना वाराणसी. 221004
19. पटियाला रेल इंजन कारखाना पटियाला 147003

1. Central Railway, Mumbai, CST-400 001.
2. East Central Railway, Hazipur-844 101.
3. East Coast Railway, Chandrashekharpur,  
Bhubaneswar-751 016.
4. Eastern Railway, Fairlie Place, Calcutta-700 001.
5. North Central Railway, Block-A, Subedarganj,  
Allahabad- 211 033.
6. Northern Railway, Baroda House, New Delhi-110 001.
7. North Western Railway, Jaipur- 302 006
8. North Eastern Railway, Gorakhpur-273001
9. South Central Railway, Secunderabad-500 071.
10. South East Central Railway, Bilaspur-495 004.
11. South Eastern Railway, Garden Reach, Kolkata-700  
043.
12. Southern Railway, Park Town, Chennai-600 003.
13. South Western Railway, Hubli- 580020
14. West Central Railway, Jabalpur-482 001.
15. Western Railway, Churchgate, Mumbai-400 020
16. North East Frontier Railway, Pandu Port Road,  
Maligaon, Guwahati, Assam 781012 331
17. Chittaranjan Locomotive Works, Chittaranjan-713
18. Banaras Locomotive Works, Varanasi-221 004
19. Patiala Locomotive Works, Patiala, Punjab- 147003

**Sub:** Issue of specification no. RDSO/2007/EL/SPEC/0051 (Rev. '4') dated 05.03.2025.


\*\*\*\*\*

RDSO has revised specification no. RDSO/2007/EL/SPEC/0051 for Spheriblocs on three phase electric locomotives (WAP5, WAP7 & WAG9). Copy of the revised specification no. RDSO/2007/EL/SPEC/0051 (Rev. '4') is attached herewith for your kind reference and record please.

Revised specification is also uploaded on RDSO website which can be downloaded from following path:

[www.rdsso.indianrailways.gov.in](http://www.rdsso.indianrailways.gov.in)---->Specifications / drawings----> Loco, EMU & Power supply----> list of specification for loco & other ----> Master list of Specification ----> Superstructure, Bogies, Roof Equipments, DBR, Pantographs, VCB, Cabs ----> Spec. no. RDSO/2007/EL/SPEC/0051 (Rev. '4')


Encl: As above

  
(Nirdosh Kumar Gupta)  
for Director General/Elect

Copy to:

M/s BHC Gummi Metal GmbH, Buschstrasse 8, D-53340, Meckenheim, Germany. (Through Indian Representative) <b>M/s. S. K. Sales Corporation</b> , 30-Strand Road, 1st floor Kolkata-700001, 247, Dum Dum Park, 2nd floor, near 2 no. tank, Kolkata-700 055.	M/s Mansons International Private Limited, Plot no.112/146/147/150/151, Jawahar Cooperative Industrial Estate Kamothe, Panvel, Navi Mumbai Navi Mumbai, Maharashtra - 410209, India
M/s Basant Rubber Factory Pvt. Ltd, 103-B, L. B. S. Marg Vikhroli (W) Mumbai-400083	M/s Avadh Rail Infra Limited, B-12, Industrial Area Amausi, Opp Amausi Aerodrome, Lucknow - 226008, Uttar Pradesh, India
M/s Prag Industries (India) Pvt. Ltd, E-7 Talkatora Industrial Estate, Lucknow-226011	M/s Sundaram Industries Private Limited, 7-B West Veli Street, Madurai - 625 001 (Tamil Nadu)
M/s Sujan Industries, Bldg. no.1 And 2, Sativali Udyog Nagar, Sativali Road, Sativali Road Behind Blue Chip Industrial Estate, Waliv, Vasai, Palghar, Maharashtra - 401208, India	M/s Vajra Rubber Products Private limited, Konathukunnu.P.O. Irinjalakuda Thrissur, Kerala - 680123, India
M/s Shakti Industries, Plot No. 94 I, Sector 6A IIE SIDCUL Haridwar, Uttarakhand - 249403, India	M/s Premier Seals India Pvt. Ltd., 20/8, D-1 Block, MIDC, Chinchwad PUNE, Maharashtra - 411019, India
M/s Trelleborg India Pvt. Ltd. Plot No.285 KIADB Averhalli Industrial Area, Dobaspet, Village, Nelamangala Taluk Bangalore Rural - 562111	M/s Frontier Alloy Steels Ltd-Kanpur KM 25/5 and 6, Kalpi Road,, Rania, Kanpur Dehat, Uttar Pradesh, Pin Code- 209304, India
M/s Bony Polymers (P) Limited, Plot No-77 sector-06 Faridabad, Haryana - 121006, India	M/s Anand nvh products pvt. Ltd, 39 KM Stone NH 8 Sec-35 Begampur Khatola Industrial Area Gurgaon Gurgaon, Haryana - 122001, India
M/s Stork Rubber Products Pvt. Ltd, Stork Building, 38KM, NH8 Behrampur Road, Khandsa, Gurugram, Haryana-122001, India	M/s Balaji Rubber Factory - Mumbai 102 A, Wing Sunny Estate II Golf View CHS Ltd S.T. Road Chembur 400071 Mumbai, Maharashtra - 400071
M/s Aryan Exporters (P) Ltd.-Lucknow B-1, Industrial Area Amausi Lucknow, Uttar Pradesh - 226008, India	

It is advised to download the revised specification through above path and submit the compliance of specification within 06 months. Further, firms are advised to submit the day wise test plan at the earliest.

  
 (Nirdosh Kumar Gupta)  
 for Director General/Elect



सत्यमेव जयते

**GOVERNMENT OF INDIA  
MINISTRY OF RAILWAYS**

**TECHNICAL SPECIFICATION  
FOR  
SPHERIBLOCS USED ON  
THREE PHASE ELECTRIC LOCOMOTIVES (WAP5, WAP7 & WAG9)**

**Specification No. RDSO/2007/EL/SPEC/0051 (Rev. '4')**




Approved by	Signature
PED/PS&EMU	

**ELECTRICAL DIRECTORATE  
RESEARCH DESIGNS AND STANDARDS ORGANISATION  
LUCKNOW-226011**

Prepared by	Checked by	Issued by
JE/D	SSE/D	DSE/Mech.




**Status of Revision**

S.N.	Date of Revision	Page No.	Revision	Reasons for Revision
1.	May'2007	All	0	First Issue
2.	Feb'2012	All	1	<ol style="list-style-type: none"> <li>1. Specified value of modulus at 100% Elongation is not achievable.</li> <li>2. Only nominal value of density has been given and there was no range.</li> <li>3. Use of standard Spheriblocs as comparator in place of standard surface pad.</li> <li>4. In order to avoid duplicity, to delete STR as Sec B, which is a separate document STR 50 since Aug'2008.</li> </ol>
3.	Oct'2012	All	2	<ol style="list-style-type: none"> <li>1. Density of the rubber before ageing should be 1.2 g/cm<sup>3</sup> (max.) in place of 1.2 g/cm<sup>3</sup> (min.).</li> <li>2. Typographical errors : <ol style="list-style-type: none"> <li>a. Nitrite shall be nitrile</li> <li>b. Standard Pad shall be Spheribloc</li> </ol> </li> </ol>
4.	Dec'2020	All	3	<ol style="list-style-type: none"> <li>1. To ensure consistency of quality as well as safety and reliability of equipment.</li> <li>2. Language Corrections to have more clarity.</li> <li>3. To refer ISO Standard for field trial quantity &amp; period.</li> <li>4. Deletion of guarantee/tender related clauses</li> </ol>
5	Mar'2025	All	4	<ol style="list-style-type: none"> <li>1. To include the guarantee life of Spheribloc</li> <li>2. Minimum temperature from -10°C to -15°C</li> <li>3. To add method/standard in table for properties of rubber for more clarity</li> <li>4. Salt Spray test, resistance to Ozone Test &amp; low temperature resistance at -40°C added to ensure quality of product</li> <li>5. Change of min. yield stress of metal</li> <li>6. To change the electroplating standard to latest</li> <li>7. To add three axis testing for improving the quality of product</li> <li>8. To include load deflection characteristics after endurance test to ensure quality of product</li> <li>9. To add the frequency of endurance test during regular production</li> </ol>

Prepared by	Checked by	Issued by
		
JE/D	SSE/D	DSE/Mech.

**CONTENTS**

<b>S. No.</b>	<b>DESCRIPTION</b>	<b>PAGE No.</b>
1.	General	4
2.	Scope of supply	4
3.	Climatic, Environmental and Working conditions	5
4.	Material	6-7
5.	Construction and Finish	7
6.	Inspection, Tests and Acceptance	7-11
7.	Marking	11
8.	Packaging and Delivery	11
9.	Guarantee	12
10.	Storage	12

Prepared by	Checked by	Issued by
		
JE/D	SSE/D	DSE/Mech.



## TECHNICAL SPECIFICATION FOR SPHERIBLOCS USED ON THREE PHASE ELECTRIC LOCOMOTIVES (WAP5, WAP7 & WAG9)

### 1.0 GENERAL:

This specification outlines the requirements of rubber bonded elastic Spheriblocs used on WAP5/WAG9/WAP7 three phase Electric Locomotives. Three types of Spheriblocs as per ABB drawings as indicated in para 2 below are used in following applications as described below:




- 1.1 AXLE GUIDE ROD SPHERIBLOC FOR WAP5/WAG9/WAP7 LOCOMOTIVES:** The axle guide rod, which is bolted to the axle box housing and to the bogie frame, provides a longitudinal guide for the axle box housing. The guide rod is fitted with Spheriblocs at each end, which provide positive longitudinal guidance while allowing negligible resistance to lateral movement. Spheribloc fitted in the guide rods allow the axle lateral movement without undue restrictions.
- 1.2 TORQUE ARM SPHERIBLOC FOR WAG9 AND WAP7 LOCOMOTIVES:** Mounting plate of traction motor is supported by torque arm. Spheriblocs are fitted at the both end of torque arm.
- 1.3 TRACTION MOTOR SPHERIBLOC AND TRACTION MOTOR SUPPORT ARM SPHERIBLOC FOR WAP5 LOCOMOTIVES:** Traction motor support arm is fitted with bogie frame mounting lug through TM support arm Spheribloc and other side of traction motor is fitted on the center transom mounting lug of bogie through 2 nos. of Traction Motor Spheriblocs.
- 1.4 GEAR CASE SPHERIBLOC FOR WAP5 LOCOMOTIVES:** Gear case, fitted to each axle of bogie is suspended in the bogie frame at the nose end by suspension arm. Both end of the suspension arm is fitted with Spheriblocs to allow for twist and movement of axle.

### 2.0 SCOPE OF SUPPLY:

Quantities of different Spheriblocs for different types of locomotives are as follows:-

#### 2.1 FOR WAG9 / WAP7 LOCOS:

SN	Application (Quantity per loco)	ABB's Drawing No.	Spheribloc Quantity per loco
2.1.1	Axle Guide Rod (12)	IA016-00005 (Rev.3)	24
2.1.2	Torque Arm (06)		12

Prepared by	Checked by	Issued by
		
JE/D	SSE/D	DSE/Mech.

**2.2 FOR WAP5 LOCOS:**




SN	Application(Quantity per loco)	ABB's Drawing No.	Spheribloc Quantity per loco
2.2.1	Gear Case (04)	IA016-00005 (Rev.3)	08
2.2.2	Axle Guide Rod (08)	IA016-00003 (Rev.1)	16
2.2.3	Traction Motor (04)	IA016-00269 (Rev.3)	08
2.2.4	Traction Motor support arm (04)		04

**3.0 CLIMATIC, ENVIRONMENTAL AND WORKING CONDITIONS:**

The Spheriblocs are subjected to heavy dynamic cyclic load. This load can be considered as continuous within the limits specified as maximum axial and radial force in the ABB's above relevant drawings. The Spheriblocs shall be suitable for operation under tropical conditions of high temperature, high humidity, heavy rainfall and fungus conductive environment.

The climatic and environmental conditions prevailing in India in the area of operations are the following:

Atmospheric temperature	Maximum Temperature: 70°C  Minimum temperature: -15°C (Also snow fall in certain areas during winter season)
Solar radiation	1 kW/m <sup>2</sup>
Humidity	100% saturation during rainy season
Altitude	1776m above mean sea level
Rain Fall	Very heavy in certain areas
Atmospheric conditions	Extremely dusty and desert terrain in certain areas. The dust concentration in air may reach a high value of 1.6 mg/m <sup>3</sup> in many iron ore and coal mine areas.
Coastal area	Spheriblocs shall be designed to work in coastal area in humidity and salt laden and corrosive atmosphere. The maximum values of the condition will be as follows: a) Maximum pH value – 8.5 b) Sulphate- 7 mg/litre c) Max. concentration of chlorine- 6mg/liter d) Maximum conductivity- 130 micro Siemens/CM

Prepared by	Checked by	Issued by
		
JE/D	SSE/D	DSE/Mech.

**4.0 MATERIAL:**

- 4.1 RUBBER:** The supplier shall select the elastomeric material based on the requirements of this specification and their experience with similar applications / products. The material may be natural or synthetic rubber suitably compounded. The material have been used in a similar rolling stock application should be chosen preferably. Supplier should demonstrate the same. Use of regenerated / re-constituted material is not permitted.

Properties of rubber used for spheriblocs are given below:-




**A. Properties of rubber before ageing:**

SN	Properties	Method/Standard	Permissible Value
1	Hardness	IS 3400 Part-1	65 ± 3 Shore A
2	Tensile strength		200 kg/cm <sup>2</sup> (min.)
3	Stretch (elongation) at break		250% (min.)
4	Modulus at 100% elongation		30 kg/cm <sup>2</sup> (min.)
5	Compression set (residual compressive deformation after 24 +0/-2 hours at 70 ± 1 °C)	IS 3400 Part-10	< 22%
6	Density	IS 3400 Part-9	1.2 g/cm <sup>3</sup> (max.)
7	Ash contents	IS 3400 Part-22	5% (max.)
8	Resistance to ageing	IS 3400 Part-4	7 days at 70 ± 1°C
9	Bond strength	IS 3400 Part-14, Sec 2	500 PSI (min.)
10	Resistance to Ozone Test	ASTMD-1149	(50 pphm / 40 ± 2°C/20 % strain /72 hours) No crack observed up to 72 hrs.
11	Low temperature resistance at - 40°C for 3 minutes	ASTMD-2137	Non brittle & no crack

**B. Variation in physical properties of rubber after ageing at 70±1 °C for 7 days in an air oven.**

SN	Properties	Permissible Variation
1	Hardness	≤ 5 Shore A
2	Tensile strength	± 25%
3	Stretch (elongation)at break	+10% / -30%
4	Modulus at 100% elongation	± 20%

\* Firm may use alternate material in place of rubber like polymeric elastomer etc. and submit substantial proof of asserting the life of Spheribloc as per clause no. 9.0.

Prepared by	Checked by	Issued by
		
JE/D	SSE/D	DSE/Mech.



- 4.2 STEEL:** The metal part shall be manufactured from mild steel with the minimum yield stress of 320 MPa and shall conform to IS: 1875, Class-4. The surface shall be electroplated (Zn) according to ISO 19598 – Fe/Zn 10/Cn/T0 to achieve the finish specified on the drawing. Proposals for an alternative corrosion protection, if any, may be submitted for approval of the RDSO. The profile of the metal components shall be selected to ensure that the load is distributed evenly over the elastomer. The bond shall be at least as strong as the parent elastomer itself. Firm has to submit salt spray test report for metal part as per ASTM B117 latest revision for 96 hours.

The metal parts shall be shot/grit blasted to IS: 9139/IS: 4606/IS: 4683 with suitable grit size and chemically cleaned before bonding with the rubber. It has to be ensured before bonding that the metal surface is free from rust, moisture and other foreign matter. The process adopted for bonding of rubber to metal shall be a proven one using suitable bonding agents to achieve the required bond strength.

## **5.0 CONSTRUCTION AND FINISH:**

The Spheriblocs shall be manufactured in accordance with ABB drawings as indicated in para 2 above. All Spheriblocs shall fully comply with the dimensions and tolerances on the relevant drawing. The metal part shall be chemically bonded with rubber. The rubber shall be smooth and free from pinholes, blisters and other visual tears. The manufacturer shall prepare a "Standard Spheribloc" of all three types of Spheribloc and have it approved by RDSO/Lucknow during prototype test. These Spheribloc shall serve as a comparator for surface defects. Spheriblocs shall be resistant to organic fecals, waste products, oils, acids and ageing.

## **6.0 INSPECTION, TESTS AND ACCEPTANCE:**

### **6.1 TYPE TESTS:**



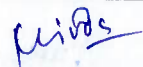
Type test will be conducted on all three types of Spheriblocs. The type tests will consist of the visual inspection, dimension check, load deflection characteristics tests before and after endurance test, tests for rubber properties, endurance tests and the field trials. Before offering material for prototype tests, the firm shall have to submit the internal test report.

#### **6.1.1 DIMENSION CHECK:**

The prototype Spheriblocs shall be checked for dimensions as per ABB drawings as indicated in para 2 above.

#### **6.1.2 LOAD DEFLECTION CHARACTERISTICS:**

The load deflection characteristics of prototype sample shall be checked in Radial, Axial, Torsional ( $\alpha$ ) and Conical ( $\beta$ ) deflections for conformance of the stiffness values as per ABB drawings as indicated in para 2 above. The loads to be applied for test for each types of Spheriblocs are given below:-

Prepared by	Checked by	Issued by
		
JE/D	SSE/D	DSE/Mech.

SN	Mode	Spheribloc to ABB drawing No. IA016-00005 (Rev.3)			Spheribloc to ABB drawing No. IA016-00003 (Rev.1)			Spheribloc to ABB drawing No. IA016-00269 (Rev.3)		
		Max. load	Starting from	Step size	Max. load	Starting from	Step size	Max. load	Starting from	Step size
1	Radial	140kN	0	20kN	80kN	0	10kN	66kN	0	11kN
2	Axial	30kN	0	6kN	20kN	0	5kN	17kN	0	4kN
3	Torsional ( $\alpha$ )	+700Nm	0	140Nm	+170Nm	0	85Nm	-	-	-
		-700Nm	0	140Nm	-170Nm	0	85Nm	-	-	-
4	Conical ( $\beta$ )	+580Nm	0	145Nm	-	-	-	-	-	-
		-580Nm	0	145Nm	-	-	-	-	-	-

The condition of rubber of Spheribloc should be checked periodically for various defects like cracks, de-bonding, crushing, crumbling etc.

### 6.1.3 TESTS FOR RUBBER PROPERTIES:

The tests shall be carried out as per IS 3400 to verify that the rubber used in Spheriblocs meets the properties as given in para 4.1 above. For this purpose the supplier shall prepare two samples of size 2 x 250 x 250 mm of the rubber compound prepared for batch production. Test specimens for compression set and bond strength test shall also be prepared as per IS 3400 part-10 & part-14 respectively by using same rubber compound as that of finished product with same degree of vulcanization. To assess the bond strength, method 'B' as given in IS 3400 part-14 shall be followed. All precautions taken for metal preparation and bonding for preparing test piece shall also be followed for batch production. The un-vulcanised rubber disc for preparing the test piece shall be taken from the rubber compound prepared for batch production (sample shall be selected at random from the lot). However, purchaser reserves the right to cut any finished Spheribloc, if needed.

For the purpose of conforming / co-relating the composition of the test specimens with that of the finished product, following tests shall be performed both on test slab /specimen and the finished product and shall comply the requirements as given under:-

- Specific gravity: The results shall be within  $\pm 0.02$
- Percent ash content: The results shall be within  $\pm 1.0$

### 6.1.4 ENDURANCE TEST:

Endurance test of prototype sample of different types of Spheriblocs mentioned at para 2 above shall be carried out as per test parameters given below. Complete endurance test shall be carried out with load cases on each prototype sample as described below. The tests frequency will be **2 Hz** for endurance tests under radial forces and **1 Hz** for endurance tests under angular twists. The endurance test shall be carried out as per table 1 for Spheribloc to ABB drawing no. IA016-00005 (Rev.3) & IA016-00003 (Rev.1) and as per table 2 for Spheribloc to ABB drawing no. IA016-00269 (Rev.3). After completion of cycle 1, cycle 2 shall be started immediately for all type of spheriblocs. After completion of cycle 2, load deflection test shall be carried out as per para 6.1.2 above. 1.




Prepared by	Checked by	Issued by
		
JE/D	SSE/D	DSE/Mech.




Table -1

Cycle 1

Load case	Load cycles	Frequency	Spheribloc to ABB drawing No. IA016-00005 (Rev.3)			Spheribloc to ABB drawing No. IA016-00003 (Rev.1)		
			Load	Mean	Amplitude	Load	Mean	Amplitude
Three Axis (Radial, Torsional & conical)	2 Lakhs	2 Hz	Radial	14 kN	+/-38 kN	Radial	0 kN	+/-32 kN
		1 Hz	Torsional (angle $\alpha$ )	0	+/-1 deg.	Torsional (angle $\alpha$ )	0	+/- 1.5 deg.
		1 Hz	Conical (angle $\beta$ )	0	+/-2 deg.	Conical (angle $\beta$ )	0	+/-1.0 deg.
Radial force	8 Lakhs	2 Hz	Radial	37 kN	+/-23 kN	Radial	20 kN	+/-20 kN
Radial force	8 Lakhs	2 Hz	Radial	-9 kN	+/-23 kN	Radial	-20 kN	+/-20 kN
Radial force	5 Thousands	2 Hz	Radial	71.5 kN	+/-57.5 kN	Radial	40 kN	+/-40 kN

Cycle 2

Load case	Load cycles	Frequency	Spheribloc to ABB drawing No. IA016-00005 (Rev.3)			Spheribloc to ABB drawing No. IA016-00003 (Rev.1)		
			Load	Mean	Amplitude	Load	Mean	Amplitude
Three Axis (Radial, Torsional & conical)	2 Lakhs	2 Hz	Radial	14 kN	+/-38 kN	Radial	0 kN	+/-32 kN
		1 Hz	Torsional (angle $\alpha$ )	0	+/-1 deg.	Torsional (angle $\alpha$ )	0	+/- 1.5 deg.
		1 Hz	Conical (angle $\beta$ )	0	+/-2 deg.	Conical (angle $\beta$ )	0	+/-1.0 deg.
Radial force	8 Lakhs	2 Hz	Radial	37 kN	+/-23 kN	Radial	20 kN	+/-20 kN
Radial force	8 Lakhs	2 Hz	Radial	-9 kN	+/-23 kN	Radial	-20 kN	+/-20 kN
Radial force	5 Thousands	2 Hz	Radial	71.5 kN	+/-57.5 kN	Radial	40 kN	+/-40 kN

Prepared by	Checked by	Issued by
		
JE/D	SSE/D	DSE/Mech.



**Table -2****Cycle 1**

Load case	Load cycles	Spheribloc to ABB drawing No. IA016-00269 (Rev.3)	
		Mean	Amplitude
Radial force	8 Lakhs	22 kN	+/-15 kN
Radial force	8 Lakhs	-8 kN	+/-15 kN
Radial force	2 Lakhs	7 kN	+/-21 kN
Radial force	5 Thousands	40 kN	+/-33 kN

**Cycle 2**

Load case	Load cycles	Spheribloc to ABB drawing No. IA016-00269 (Rev.3)	
		Mean	Amplitude
Radial force	8 Lakhs	22 kN	+/-15 kN
Radial force	8 Lakhs	-8 kN	+/-15 kN
Radial force	2 Lakhs	7 kN	+/-21 kN
Radial force	5 Thousands	40 kN	+/-33 kN

**Acceptance criteria after endurance test:**




1. There shall be no de-bonding, crushing, crumbling or damage to steel.
2. The change in stiffness before & after endurance test shall not be more than 20 %.

**Note:-**

Endurance test shall be conducted on a sample randomly selected by RDSO/inspection agency after **20000 pieces or 3 years whichever is earlier** and test certificate have to be shown to the inspecting authority as and when required.

**6.1.5 FIELD TRIAL:**

After passing type tests, the Spheriblocs will be subjected to field trials specified for period & quantity as per ISO document No.EL-WI-8.1-1 latest version which will form the basis of acceptance of the prototype. The performance of Spheriblocs shall be monitored jointly by users Railway, RDSO & supplier. After completion of successful field trial, the remaining quantity of Spheriblocs will be manufactured incorporating all the modifications found necessary during the prototype test / field trial, by the firm without any additional cost.

Prepared by	Checked by	Issued by
		
JE/D	SSE/D	DSE/Mech.

## 6.2 ROUTINE TESTS:

6.2.1 Visual inspection shall be done on 100% basis.

6.2.2 Dimensions shall be checked as per ABB drawings as indicated in para 2 above on at least two nos. spheriblocs for each lot or 10% of lot quantity, whichever is more.

6.2.3 The tests of the deflection characteristics over the entire force range up to the maximum force (according to para 6.1.2) shall be conducted on at least two samples from each batch of the rubber mix. This test shall include the confirmation of the radial stiffness  $C_r$ , the axial stiffness  $C_a$  and the angular stiffness  $M_d\alpha$  and  $M_d\beta$ .

6.2.4 The rubber properties shall be verified on one sample from each batch of the rubber mix as per clause 6.1.3.

## 6.3 INSPECTION PLAN:

The inspection plan for type test and routine test shall be got approved by RDSO / Lucknow before offering for prototype inspection. The supplier shall supply, free of charge, the material required for testing (except of routine inspection) and shall, at his own cost, furnish and prepare the necessary test pieces and supply labour and appliances for such testing as may be carried out at his premises.

## 7.0 MARKING:

Each Spheribloc shall bear the following clear readable laser marking on metal portion only at appropriate location:




- Supplier's name/Trade mark
- Specification No.
- Serial No.
- Batch No.
- Year and month of manufacture.

## 8.0 PACKAGING AND DELIVERY:

The Spheriblocs shall be prepared and packed in such a manner as will properly protect them from damage or deterioration during transit and storage prior to installation.

## 9.0 GUARANTEE:

The manufacturer / supplier shall have guarantee for spheriblocs and its satisfactory performance for the period of five (5) years from putting in service or six (6) years from date of supply whichever is earlier.

Prepared by	Checked by	Issued by
		
JE/D	SSE/D	DSE/Mech.






**10.0 STORAGE:**

Rubber, whether under storage or in use, continue to deteriorate and ultimately may become unserviceable. The deterioration may be the result of one particular factor or a combination of factors viz; the action of oxygen, ozone, light, heat, humidity etc. The deleterious effects of these factors may, however, be minimized by adopting appropriate conditions of storing and duration of storage. This guideline proves suitable conditions for the storage of rubbers in all forms.

- (i) The rubber components should be stored in a cool place as far as practicable, preferably below 30°C.
- (ii) They should be kept away from direct sunlight preferably in a dark place. Direct sunlight causes much faster degradation of the rubber components.
- (iii) The humidity of the storage condition should not be such that condensation of moisture takes place on the surface of the components.
- (iv) In the vicinity of these components, any loose electrical connections should be avoided, as these cause production of ozone, which adversely affects rubber.
- (v) They should be stored away from contact with materials containing copper and manganese, which act as poisoning agents and resulting in their faster degradation.
- (vi) Under no circumstances, rubber components should be stressed during storage. The portion under stress undergoes deformation with permanent set and leading to degradation. They should be stacked in such a way so that any super imposed stresses are substantially avoided.
- (vii) Any contact with grease or oil should be avoided as these cause swelling, softening and deterioration of rubbers.
- (viii) French chalk or soapstone or mica should liberally be applied on the surface of rubber components.
- (ix) Great care is to be exercised so that the material is used in the order of their receipt in the stores i.e. 'first-come-first issue basis. The rubbers whether under storage or in use continue to deteriorate. The only difference is that under service condition, deterioration is much faster. Every moment of storing is at the cost of useful life and prolonged storage of the material may render it unserviceable due to progressive deterioration.

\*\*\*\*\*

End

Prepared by	Checked by	Issued by
		
JE/D	SSE/D	DSE/Mech.