

Government of India
Ministry of Railways
Research, Designs & Standards Organisation
Manak Nagar , Lucknow-226011

No. EL/3.2.172

Date 30.09.1998

MODIFICATION SHEET NO. RDSO/WAG5/33 (New No. WAG5/246)

1. **Title:**

Adoption of modified support clamps, hook and hinge assembly for inspection cover of Traction Motor type HS 15250A.

2. **Object:**

Railways have reported a number of cases of falling down of inspection cover of Traction Motor type HS 15250A.

On investigation, it is observed that the falling down of inspection cover of Traction Motor type HS 15250A is mainly due to the breakage of support clamps/hook or guide pin of hinge assembly (U-bracket).

In view of the above, following recommendations are made:

- (i) Strengthen the support clamp by increasing the thickness of support clamp and making it “L shape” to increase its weld area as per RDSO Drawing No. SKEL-4479.
- (ii) Strengthen the guide pin arrangement of the hinge assembly (“U-Bracket”) by increasing its diameter and length as per RDSO Drawing No. SEKL-4480.
- (iii) Modify the hook as per RDSO Drawing No. SKEL-4478.

Hence, Raiwalys and Traction Motor manufacturers are advised to follow this modification on their existing as well as on newly manufactured Traction Motor type HS 15250A.

3. **Work to be carried out:**

- (i) Remove the existing support clamp, hook and hinge assembly (U-bracket).
- (ii) Weld the modified hook to RDSO Drg. No. SKEL-4478. at the required place of the inspection cover assembly. For inspection cover assembly, please refer to the RDSO Drg. No. SKEL-4481.
- (iii) Now, weld one of the support clamps to RDSO Drg. No. SKEL-4479 on the inspection cover (Refer assembly drg. No. SKEL-4481) at the required place.
- (iv) Modified hinge assembly (U-bracket) to Drg. No. SKEL-4480 may be procured from trade.
- (v) Weld the second support clamp on the inspection cover after fitment of Hinge assembly (U-bracket) at the required place.

4. **Application:**

Traction Motor type HS 15250A fitted on locomotive type WAG5, WAG7. WAP4 and WCAM3.

5. **Material required:**

- Modified support clamp as per RDSO Drg. No. SKEL-4479
- Modified hook as per RDSO Drg. No. SKEL-4478
- Modified hinge assembly as per RDSO Drg. No. SKEL-4480

6. **Material rendered surplus:**

- Existing support clamps - 2 nos.
- Existing hook - 1 no.
- Existing hinge assembly - 1 no.

7. **Reference:** Nil

8. **Modification Drawing:**

- (i) Hook : RDSO Drg. No. SKEL- 4478
- (ii) Support clamp : RDSO Drg. No. SKEL- 4479
- (iii) Hinge assembly : RDSO Drg. No. SKEL- 4480
- (iv) Inspection cover assembly : RDSO Drg. No. SKEL- 4481

9. **Periodicity of Implementation:**

- (i) IOH/AOH/POH
- (ii) Whenever the Traction Motor is taken out for unscheduled repair, especially on inspection cover assembly.

10. **Agency of Implementation:**

- (i) All Electric Loco Sheds.
- (ii) All Traction Motor Manufacturers.
- (iii) All POH/Repair Workshops.

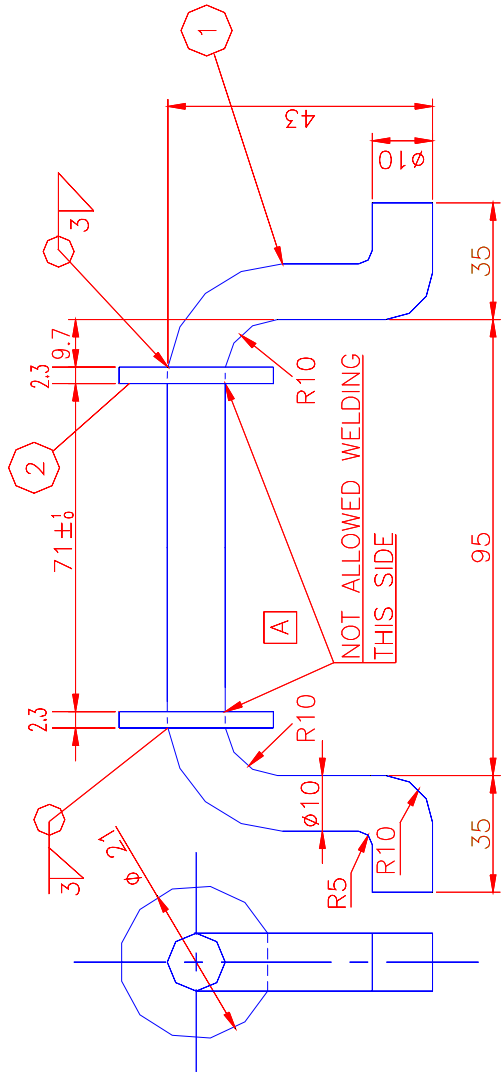
11. **Distribution:**

As per enclosed list.



Encl: 1. RDSO Drg. No. SKEL-4478, 4479, 4480 and 4481. (R.K. Kulshrestha)
For Director General (Elec)

Dt.	14.9.98
D	S.KUMAR
C	
T	

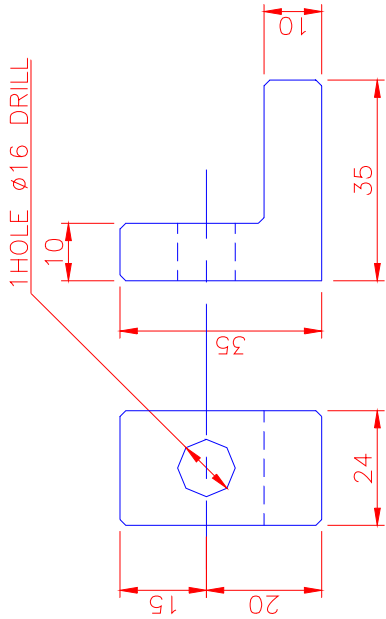


2	STOPPER	2	MS IS : 2062'92	GRADE 'A'
1	HOOK	1	MS IS : 2062'92	GRADE 'A'
PART NO.	DESCRIPTION	QTY/MOTOR	MATL./SPECN.	
REF :	SCALE : NTS	APPD. BY	Rajeev Kumar (FOR DG.)	

TRACTION MOTOR HS-15250A
HOOK

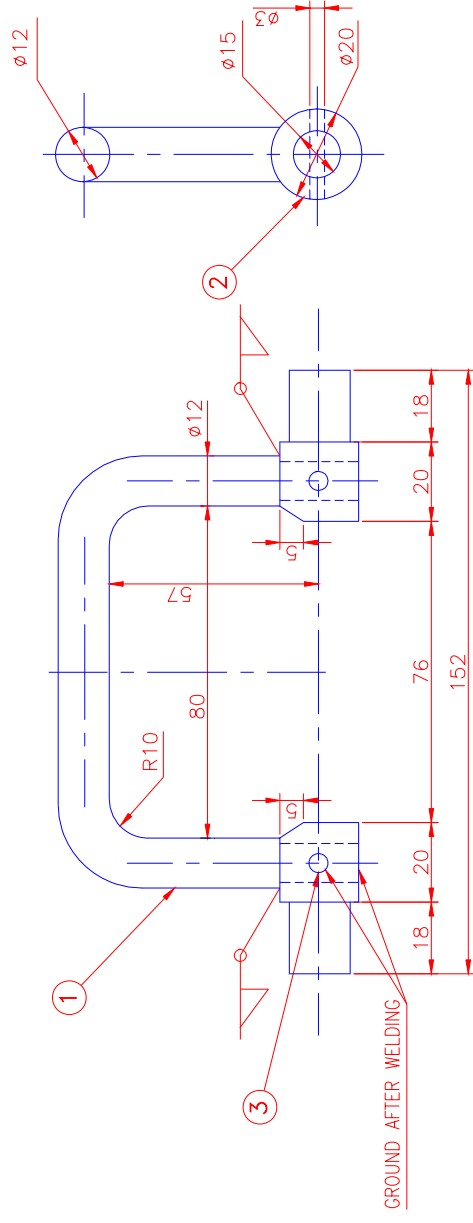
R.D.S.O. ELECT. DTE. SKEL-4478

Dt.	14.9.98
D	S.KUMAR
C	
T	



1	SUPPORT CLAMP	2	STEEL IS. : 2062'92 GRADE 'A'		
PART NO.	DESCRIPTION	QTY/MOTOR	MATL./SPECN.		
REF.		SCALE : NTS	APPD. BY	<i>Rajiv Kumar</i> (FOR DG.)	
TRACTION MOTOR HS-15250A SUPPORT CLAMP					
R.D.S.O. ELECT. DTE.			SKEL-4479		

--	--



	3	GUIDE PIN	ø3X20Lmm.		2	MS IS - 2062/92 GRADE A
	2	BOSS			2	MS IS - 2062/92 GRADE A
	1	HINGE			1	MS IS - 2062/92 GRADE A
REF.NO.	PART NO.	DESCRIPTION	DETAIL	DRG. NO.	QTY/MOTOR	WALL/SPCN.
REF.		SCALE : NTS	APPD. BY			FOR D.G.
TRACTION MOTOR HS-15250A				FIRST ISSUED		
HINGE ASSEMBLY				SUPERSEDES		
R.D.S.O.ELECT.DTE.				SUPERSEDED BY		
						

