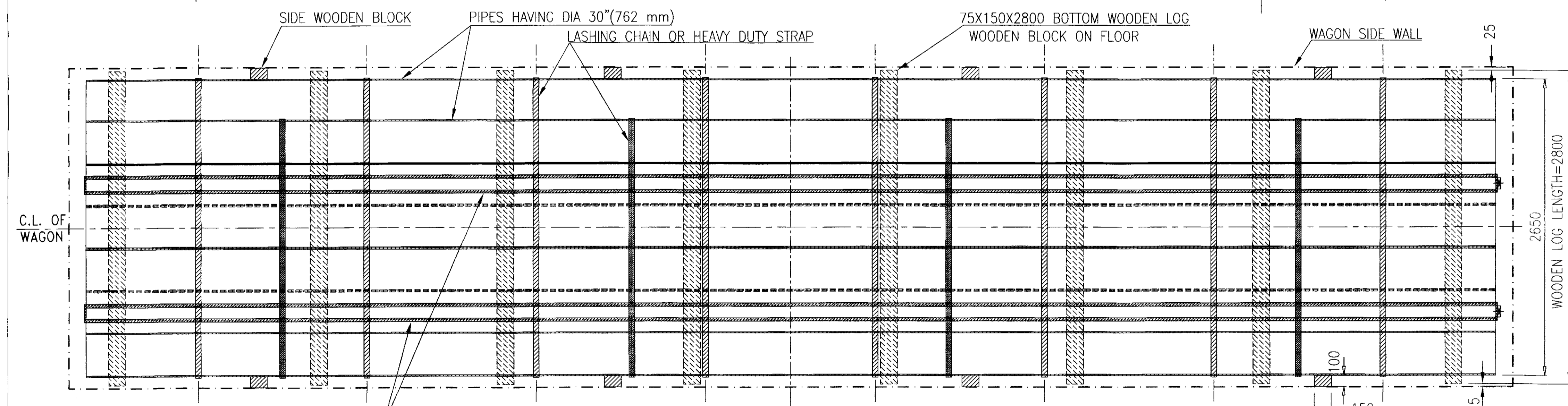
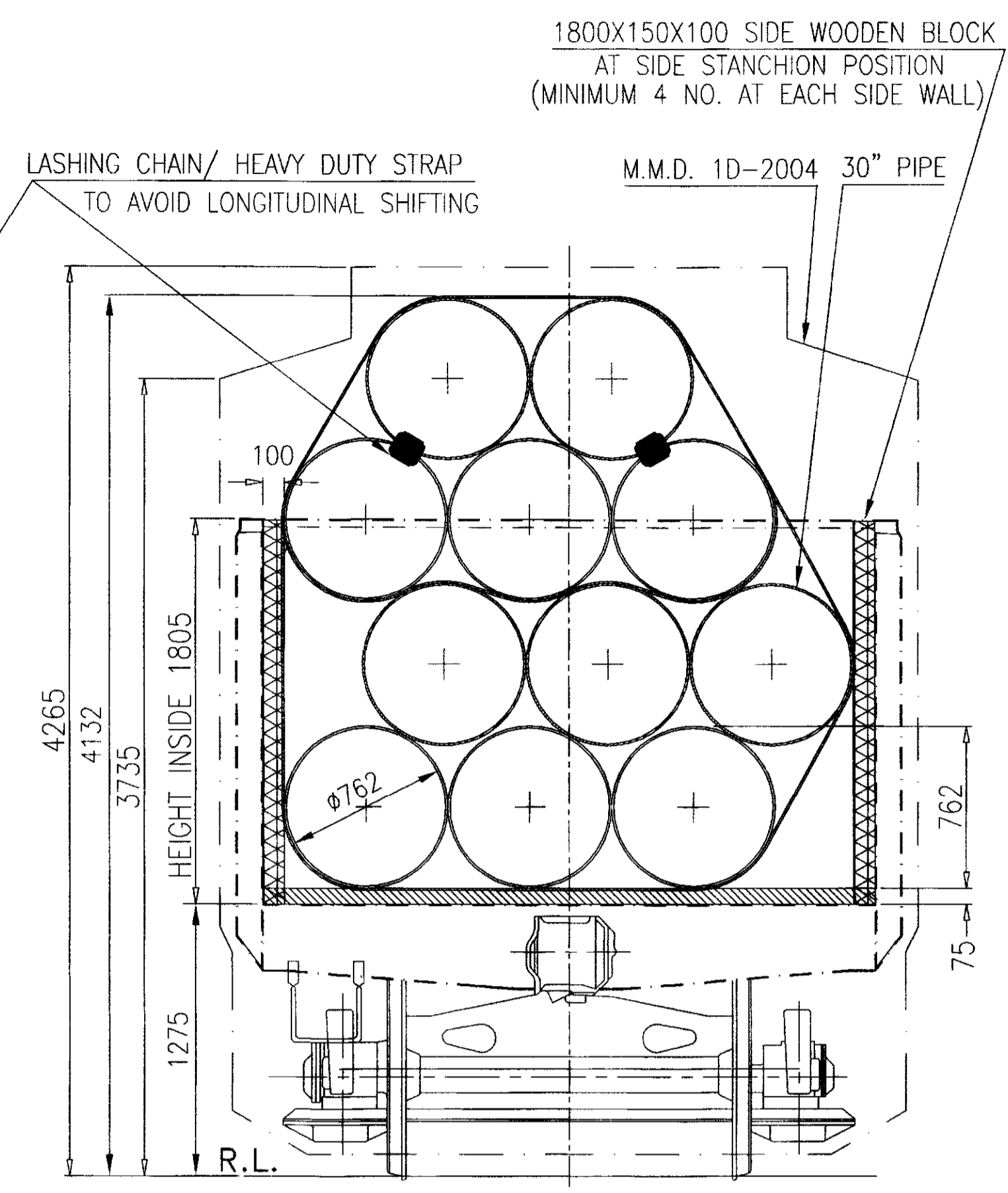
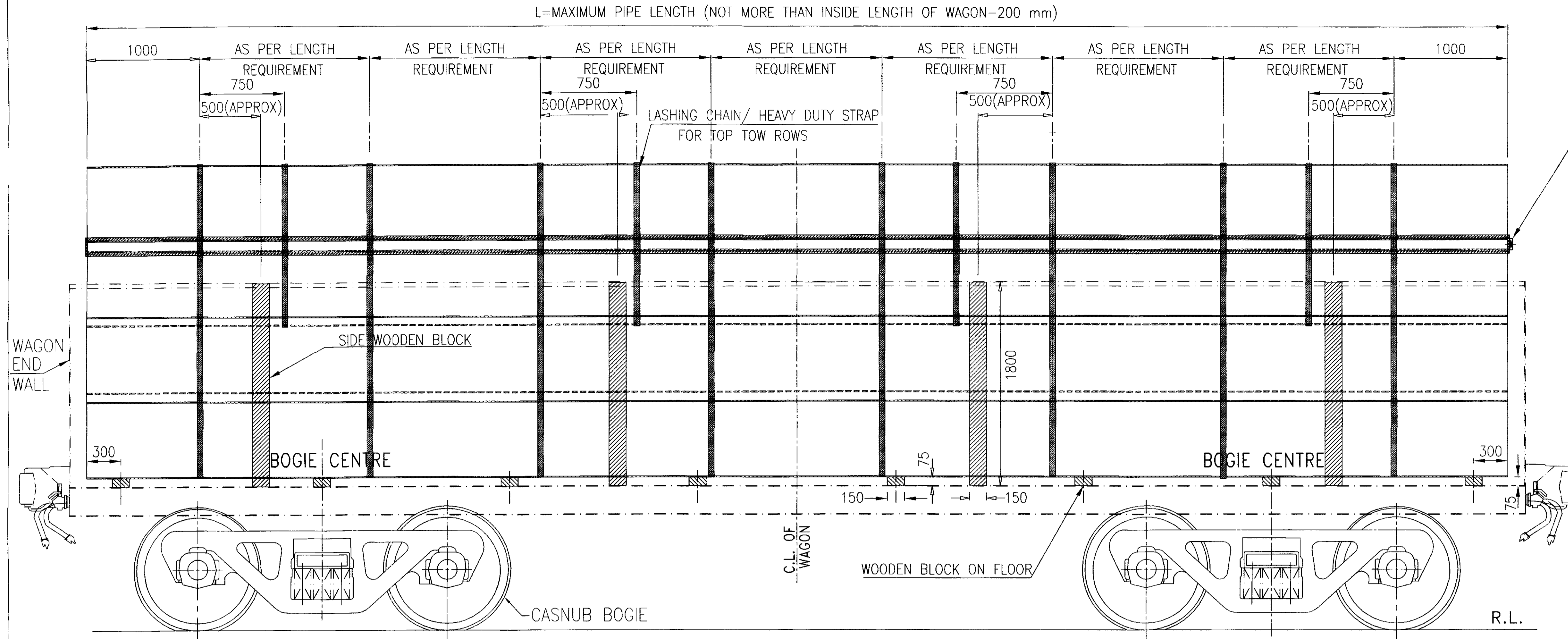


L=MAXIMUM PIPE LENGTH (NOT MORE THAN INSIDE LENGTH OF WAGON-200 mm)



LOADING AND SECURING ARRANGEMENT DIAGRAM FOR 11 NOS OF 30"(762 mm) PIPES

**NOTE:-**

1. MAXIMUM 11 NOS. PIPES HAVING DIAMETER OF 30"(762 mm) SHOULD BE STACKED IN 04 ROWS AS SHOWN IN LOADING DIAGRAM.
2. IN CASE OF VARIATION IN LENGTH OF PIPES, ONE END OF THE PIPES SHOULD BE COPLANAR (IN SAME VERTICAL PLANE).
3. TOTAL 11 NOS. OF PIPES OF 30" DIA CAN BE LOADED IN 04 ROWS AND 03 COLUMN AS SHOWN IN END VIEW.
4. BEFORE LOADING PIPES ON THE WAGON, ENSURE THAT WOODEN LOGS ARE PLACED IN CORRECT POSITION AS SHOWN IN DRAWING.
5. AFTER LOADING , ALL PIPES SHALL BE UNITIZED BY 08 NOS. OF LASHING CHAIN/ HEAVY DUTY STRAP & TIGHTEN ADEQUATELY.
6. TOP 02 ROWS (ABOVE BRIM), SHALL BE UNITIZED BY 04 NOS. OF LASHING CHAIN/ HEAVY DUTY STRAP & TIGHTEN ADEQUATELY.
7. TO AVOID LONGITUDINAL SHIFTING OF PIPES DURING RUN, 02 NOS OF LASHING CHAIN/ HEAVY DUTY STRAP TO BE USED TO FASTEN PIPES LONGITUDINALLY WHICH WILL PASS THROUGH INSIDE OF THE PIPE ALONG THE LENGTH AS SHOWN AT END VIEW OF DRAWING.
8. THE LASHING CHAIN / HEAVY DUTY STRAP USED SHOULD HAVE (MIN.) BREAKING STRENGTH 5000 KG PER CHAIN/STRAP.
9. PIPES ARE LOADED ALONG THE LENGTH OF WAGON AS SHOWN IN DRAWING.
10. THE TOTAL CONSIGNMENT LOAD SHOULD NOT EXCEED THE PAY LOAD OF THE WAGON.
11. THE LOADING/UNLOADING OF PIPES TO BE CARRIED OUT IN SUCH A WAY THAT IT WILL NOT DAMAGE THE WAGON & LOOSE DURING TRANSPORTATION.
12. THE LOADING OF PIPES ON "BOXN" AND "BOXNHL" WAGONS CAN BE FOLLOWED IN SAME PATTERN BY CONSIDERING LENGTH OF PIPES & PAY LOAD.

SUPERSEDED BY	DATE	<b>LOADING DIAGRAM OF 30" STEEL PIPES OVER BRIM IN BOST WAGON &amp; ITS VARIANTS</b> GROUP <b>WD-21060-S-04</b>
SCALE PASSED	07/21	
CHECKED	07/21	
DRAWN	07/21	
J.S.NO.	07/21	
B.G. R.D.S.O. [W]		

ALT.	ITEM	AUTHY.	DESCRIPTION	DATE	ASSLY.	DRGS.