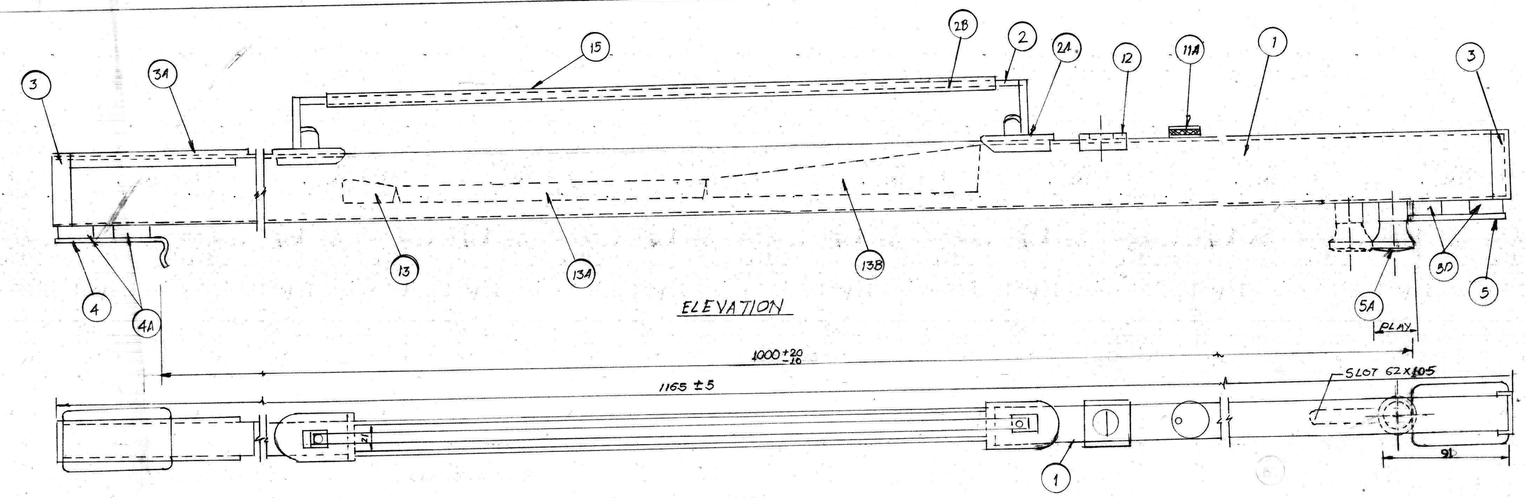

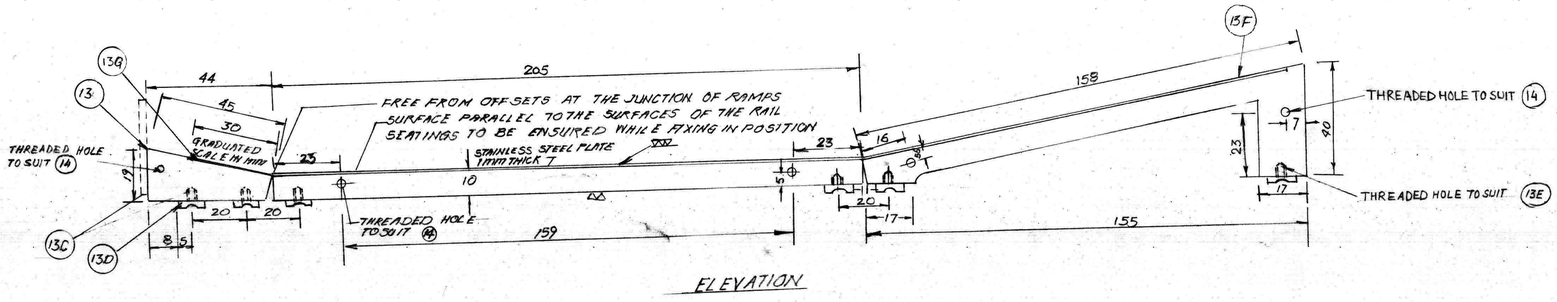

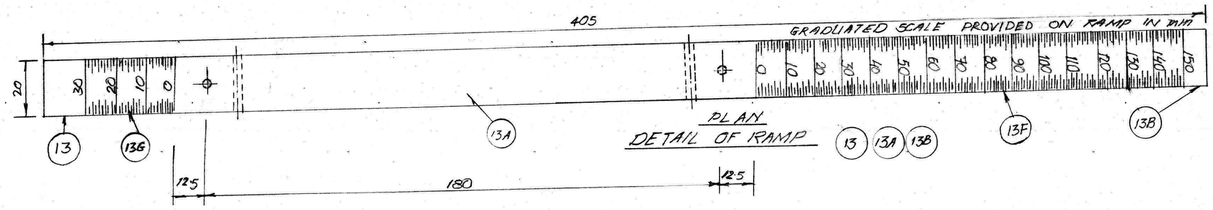

PART NO.	DESCRIPTION	MATERIAL	SPECIFICATION	NO OFF
15	PLASTIC TUBE 8.5 DIA	PLASTIC	IS: 3076 - 83	1
14B	SPRING WASHER	SPRING STEEL	IS: 3063-94	1
14A	PLAIN WASHER	M.S.	IS: 2016-67	2
14	CSK SCREW (SIDE OF RAMP) M 3X8	STEEL	IS: 1366-82	10
13G	GRADUATED SCALE (SMALLER RAMP)	STAINLESS STEEL	IS:6603-72	1
13F	GRADUATED SCALE (LONGER RAMP)	-DO-	-DO-	1
13E	CSK SCREW (BOTTOM OF RAMP) M3X10	STEEL	-DO-	6
13D	GROOVED RUBBER PAD	RUBBER	GRADE II TYPE P IS:5192-75	6
13C	SIDE VERTICAL RAMP PLATE	ALUMINIUM ALLOY	IS: 617-94	1
13B	RAMP (LONGER)	-DO-	-DO-	1
13A	HORIZONTAL PLATFORM	-DO-	-DO-	1
13	RAMP (SMALLER)	-DO-	-DO-	1
12C	NUT FOR COMPRESSION SPRING 6 DIA	STEEL	IS: 1364-92	1
12B	EYE PIECE BRACKET	BLACK NYLON	IS: 5210-95 OR BLACK NYLON-6	1
12A	PROJECTING GLASS COVER	GLASS	———	1
12	EYE PIECE	BLACK NYLON	IS:5210-95 OR BLACK NYLON-6	1
11C	SET SCREW AM2X5	STEEL	IS: 1366-82	1
11B	STOPPER SCREW AM2X6	BRASS	-DO-	1
11A	CLAMPING (KNOB)	ALUMINIUM ALLOY	IS: 733-1983	1
11	CLAMPING STUD	BRASS	IS: 6912-85, OR IS: 4170-67	1
10A	SCREW AM 2X4	BRASS	IS: 1366-82	1
10	GRADUATED SCALE (ANODIZED)	ALUMINIUM	IS: 733-1983	1
9A	LOCK NUT (SCALE BLOCK) FOR 6 DIA	STEEL	IS: 1364-92	2
9	MOVEABLE GAUGE SCALE BRACKET	ALUMINIUM	IS: 733-1983	1
8A	CSK SCREW M3X8	STEEL	IS: 1366-82	2
8	FIXED BLOCK	ALUMINIUM	IS: 733-1983	1
7C	NUT HEXAGONAL HEADED (LOCK)	STEEL	IS: 1364-92	1
7B	PLAIN WASHER	MILD STEEL	IS: 2016-67	2
7A	COMPRESSION SPRING	SPRING STEEL	IS: 727-1964	1
7	CONNECTING ROD	MILD STEEL	IS: 2062-92	1
6A	SPL GRUB SCREW M8X25	STEEL	IS: 2388-1971	1
6	SLIDING GUIDE BRACKET	ALUMINIUM	IS: 733-1983	1
5D	DISTANCE BLOCK B (INSULATING) SLIDING END	NYLON-6	IS: 5210-1995 OR NYLON-6	2
5C	CSK SCREW M6·25X25	STEEL	IS: 1365-1978	2
5B	SLIDING END KEY PLATE	ALUMINIUM	IS: 733-1983	1
5A	SLIDING GAUGE TIP 'B'	STEEL	IS-5517-1969	1
5	RAIL SEATING (SLIDING END)	STEEL	-DO-	1
4D	CSK SCREW M3X5	BRASS	IS: 1366-78	2
4C	CSK SCREW AM 6·25X32	STEEL	-DO-	2
4B	INSULATING DISTANCE PLATE	NYLON-6	IS: 5210-95 OR NYLON-6	1
4A	INSULATING DISTANCE BLOCK (FIXED END) 'A'	-DO-	-DO-	2
4	RAIL SEATING WITH GAUGE TIP (FIXED END)	STEEL	IS: 5517-69	1
3C	NUT HEX. HEADED 6·25 DIA.	-DO-	IS: 1364-72	2
3B	SCREW FIXING M3X6	-DO-	IS: 1366-82	12
3A	INSULATING STRIP	BLACK NYLON	IS 5210-95 OR BLACK NYLON-6	1
3	END CAPS	-DO	-DO-	2
2D	CSK SCREW (HINGE SPL) M8X12	ALUMINIUM	IS: 1365-78	2
2C	SCH SCREW (FIXING) M3X4	STEEL	IS: 1366-82	8
2B	HANDLE ROD	ALUMINIUM	IS: 733-1983	1
2A	HANDLE FIXTURE	-DO-	-DO-	2
2	HANDLE	ALUMINIUM ALLOY	-DO-	1
1	MAIN HOUSING (RECTANGLAR TUBING)	-DO-	IS:733-1983 DESIGN HE-30 OR HE-6	1

9. THIS DRAWING SUPERSEDES PREVIOUS DRG. NO TM/0101
8. THE GAUGE TIPS SHALL BE SUITABLY HARDENED AND TEMPERED OBTAINING HARDNESS IN THE RANGE OF 40HRc TO 45HRc AND SHALL NOT BE PAINTED BUT TREATED FOR ANTI CORROSION.
7. INNER WIDTH OF THE BOX (i.e. MAIN HOUSING) AT ITS CENTRAL PORTION (HOUSING OF RAMP) SHOULD BE FILED TO GET 21 mm MINIMUM SO AS TO USE THE SPIRIT LEVEL TO DRG NO TM/2004 FREELY OVER THE RAMP PORTION.
6. PARALLELISM OF PLANES OF RAIL SHOULD BE PERFECTLY CHECKED WITH LINE JOINING THE HORIZONTAL (13A)
5. GROOVED RUBBER PADS (13D) SHALL BE PROVIDED AT THE BASE OF RAMPS IN MAIN HOUSING (1) AS SHOWN IN DRAWING.
4. FOR THE SAKE OF INTERCHANGEABILITY, THE COMPONENTS AND ITS THREADED SCREW HOLES SHOULD BE MADE TO SUIT PRECISION MACHINE SCREWS.
3. TIGHT GAUGE SHOWING MINUS ZONE TO BE PAINTED RED AND SLACK GAUGE PORTION ANODIZED IN GRADUATED SCALE (10) IN TM/0109/2
2. THE INSTRUMENT i.e. GAUGE-CUM-LEVEL IS TO BE SUPPLIED ALONG WITH A SPIRIT LEVEL SIMILAR TO DRG. NO TM/2004
1. ALL DIMENSIONS ARE IN MILLIMETRES.

NOTES

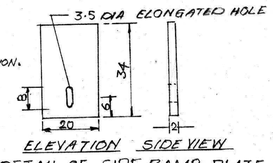

DETAIL OF SIDE RAMP PLATE (13C)

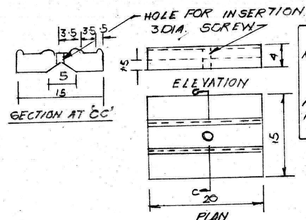

(13D) DETAIL OF GROOVED RUBBER PAD

MILLIMETRES 10 0 10 20 30 40

THIS DRAWING IS THE PROPERTY OF RESEARCH DESIGNS AND STANDARDS ORGANISATION (MINISTRY OF RAILWAYS) LUCKNOW-226011 - INDIA AND SHALL NOT BE USED, COPIED, REPRODUCED IN PART OR WHOLE, WITHOUT PRIOR CONSENT IN WRITING.

R. D. S. O.

BOX TYPE GAUGE CUM LEVEL (M.G.) ASSEMBLY

(DETAILS OF RAMP & RAMP SCALE

CANCEL / SUPER REVED

DRG. NO. TM/0101

DRG NO. TM/0109

SHEET No 1 OF 3 SHEETS

SPECIFICATION	SCALE	ALT	DESCRIPTION	DATE

DR: BY	TR: BY	APPROVED BY
CH: BY SR/TM	COM: BY	04-07-01 DTM-IV