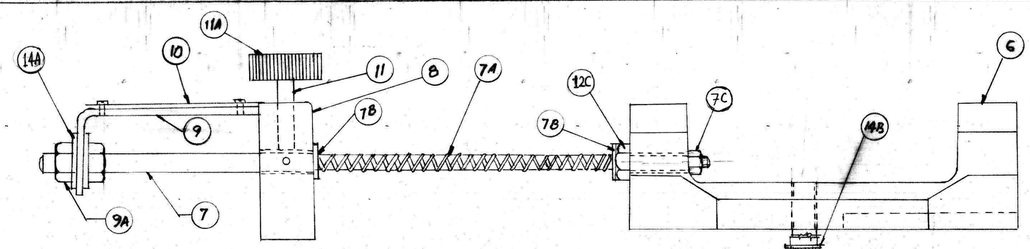


SUB ASSEMBLY OF SLIDING BRACKET CUM GAUGE RECORDER

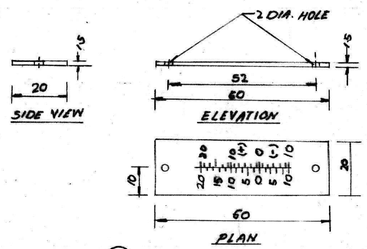


(10) DETAILS OF GRADUATED SCALE

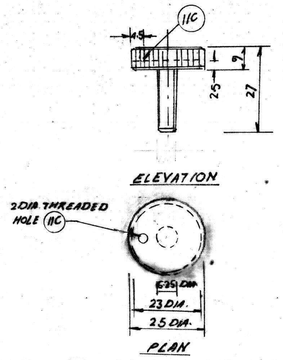


DETAILS OF CLAMPING KNOB & STUD (11)

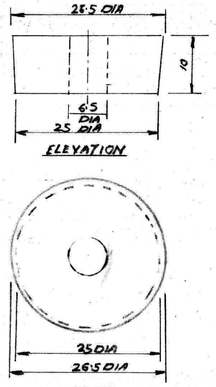


(5B) DETAILS OF DISTANCE BLOCK 'B'

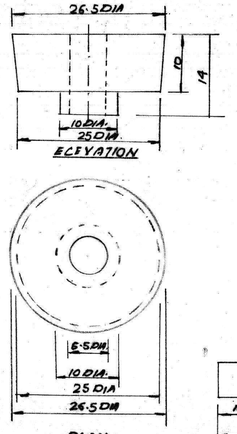


(4A) DETAILS OF DISTANCE BLOCK 'A'

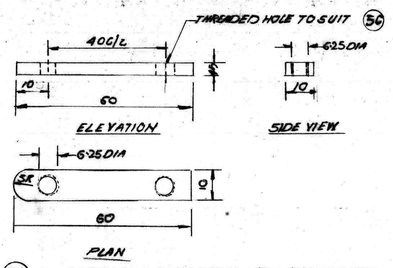


(5B) DETAILS OF SLIDING END KEY PLATE

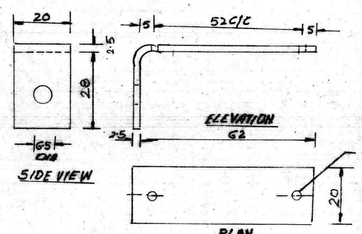


(9) DETAILS OF MOVABLE GAUGE SCALE BRACKET

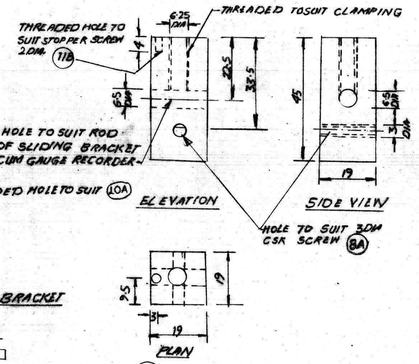


(8) DETAILS OF FIXED BLOCK FOR CLAMPING KNOB

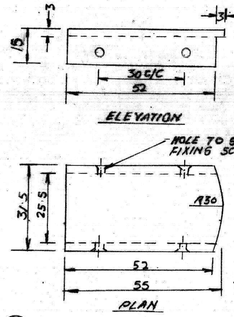


(3) DETAILS OF END CAP

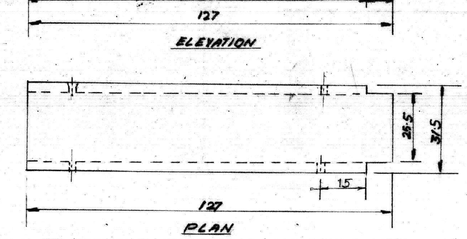


(3A) DETAILS OF INSULATING STRIP

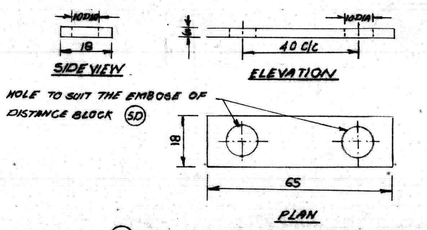


(4B) DETAILS OF INSULATING PLATE

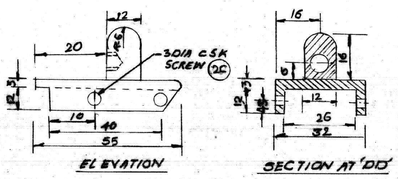


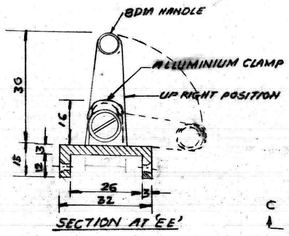


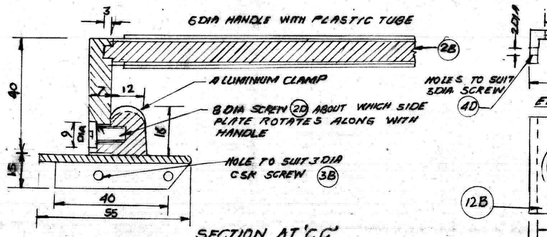


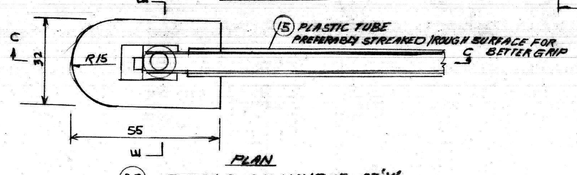


(2B) DETAILS OF HANDLE AT 'X'

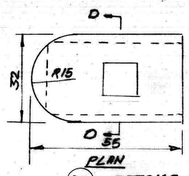


(2A) DETAILS OF HANDLE FIXING

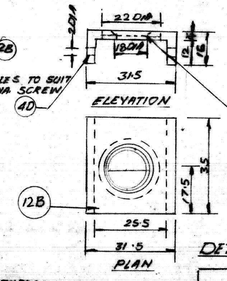


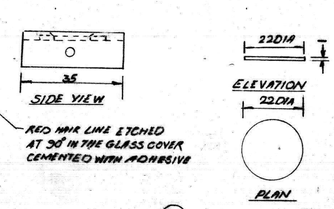


(12A) PROJECTING GLASS COVER

RED HAIR LINE ETCHED AT 90° IN THE GLASS COVER CEMENTED WITH ADHESIVE

DETAIL OF EYE PIECE (12)

THIS DRAWING IS THE PROPERTY OF RESEARCH DESIGNS AND STANDARDS ORGANISATION (MINISTRY OF RAILWAYS) LUCKNOW-226011-INDIA. AND SHALL NOT BE USED, COPIED, REPRODUCED IN PART OR WHOLE WITHOUT PRIOR CONSENT IN WRITING.

2. THIS DRAWING SUPERSEDS PREVIOUS DRG. Nº TM/0101/2
1. ALL DIMENSIONS ARE IN MILLIMETRES.

R. D. S. O.

BOX TYPE GAUGE - CUM LEVEL (MG) SUB ASSEMBLY OF SLIDING BRACKET CUM GAUGE RECORDER DETAILS OF GRADUATED SCALE, EYE PIECE, INSULATING PIECE, STRIP, END CAP, DISTANCE PIECES, BLOCK, & HANDLE FIXTURES.

CANCELD/SUPERSEDED DRG. NO. 0101/2.

DRG. NO. TM/0109/2

| NOTES | SPECIFICATION | SCALE | ALT. | DESCRIPTION | DATE |
|---|---|---|---|---|---|

SHEET Nº 3 OF 3 SHEETS

| DR. BY:- | TRACED BY:- | APPROVED BY | |
|---|---|---|---|
| CH. BY:- | COM. BY:- | ARE/TM 04-7-01 | DTM-IV |