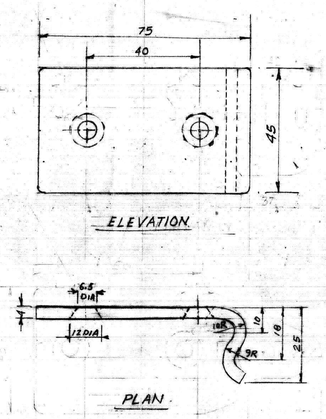

(4) DETAILS OF RAIL SEATING 'A'
(FIXED END)

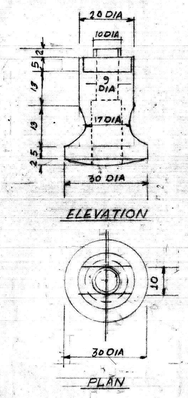

DETAILS OF GAUGE TIP 'B' (5A)

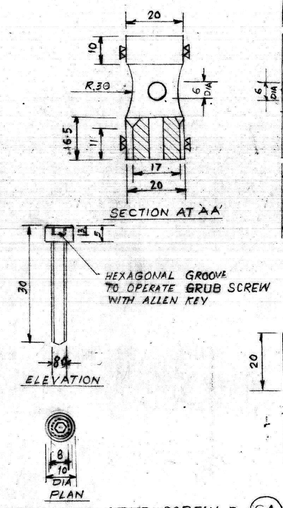

DETAILS OF GRUB SCREW B (6A)

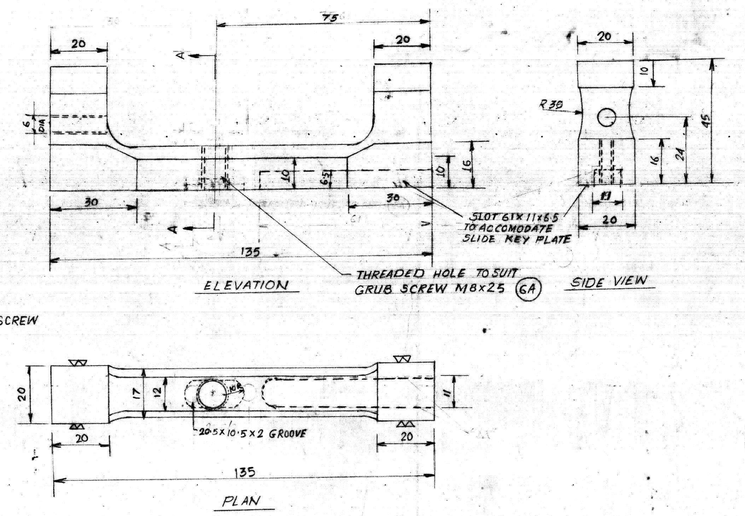

DETAILS OF GUIDE BRACKET (6)

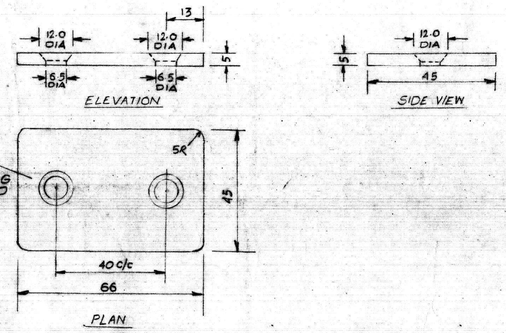

(5) DETAILS OF RAIL SEATING
(SLIDING END)

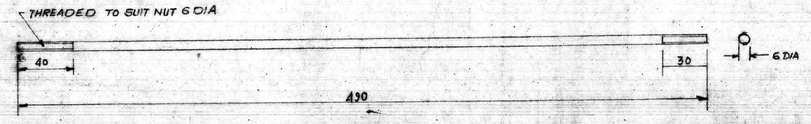

DIA OF WIRE = 1mm
NO. OF COILS = 54
SPRING CONSTANT 200 gms/mm
PRE COMPRESSED LENGTH = 145 mm

DETAILS OF ROD (7)

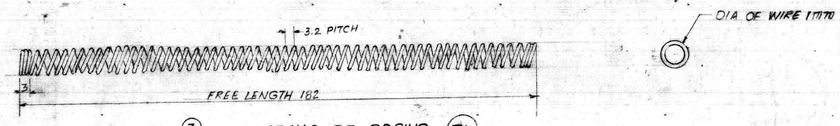

DETAILS OF SPRING (7A)

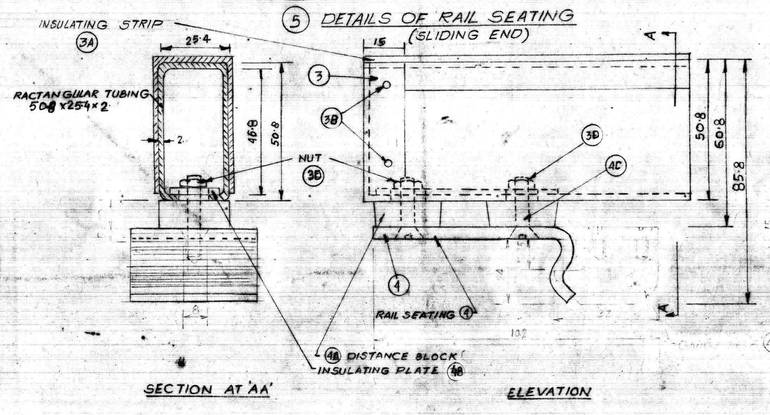

DETAILS OF FIXED END

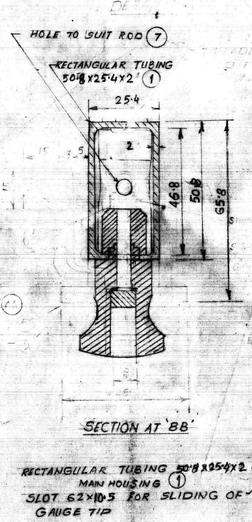

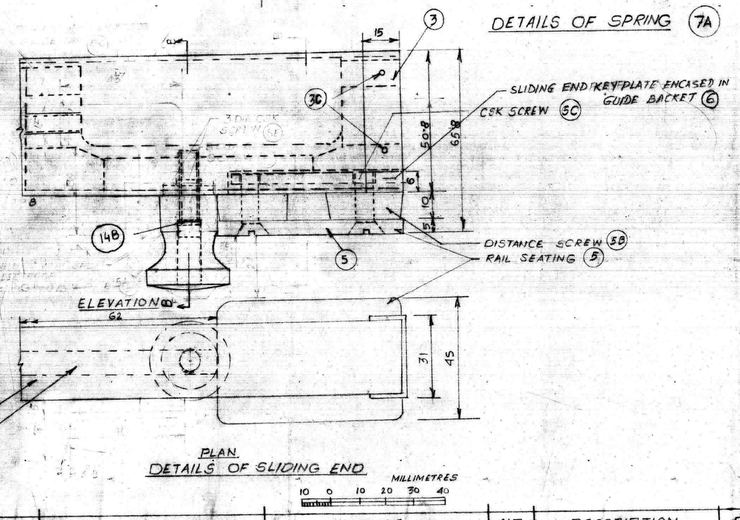

DETAILS OF SLIDING END

MILLIMETRES
10 0 10 20 30 40

2. THIS DRAWING SUPERSEDES PREVIOUS DRG NO. TM/2003/2
1. ALL DIMENSIONS ARE IN MILLIMETRES

NOTES	SPECIFICATION	SCALE	ALT	DESCRIPTION	DATE

THIS DRAWING IS THE PROPERTY OF
RESEARCH DESIGNS AND STANDARDS ORGANISATION
(MINISTRY OF RAILWAYS)
LUCKNOW-226011. INDIA
AND SHALL NOT BE USED, COPIED, REPRODUCED IN PART OR WHOLE, WITHOUT PRIOR CONSENT IN WRITING

R. D. S. O.

BOX TYPE GAUGE CUM LEVEL (B.G.)

DETAILS OF SLIDING GUIDE BRACKET, RAIL SEATING, GAUGE TIPS, STUD, SPL BOLT CONNECTING ROD & COMPRESSION SPRING

CANCLD/ SUPED
REVED.

DRG NO. TM/0108/2

DRAWN BY:-	TRACED BY:-	APPROVED BY:-
CH. BY:-	COM. BY:-	