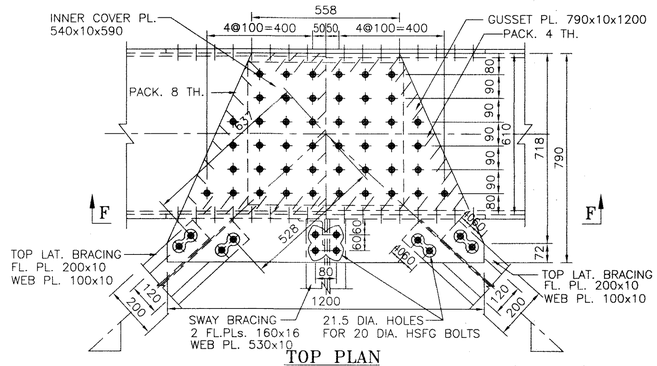

TOP PLAN

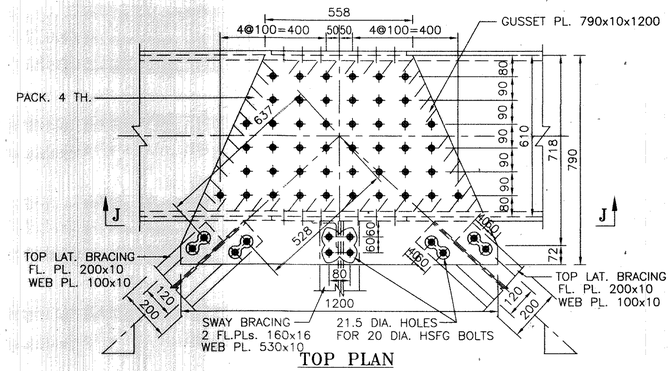

TOP PLAN

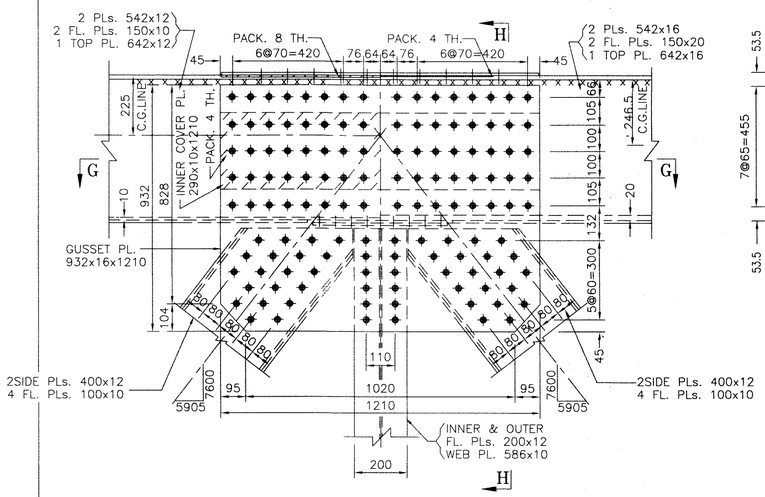

SECT. ELEVATION ON F.F.

U3

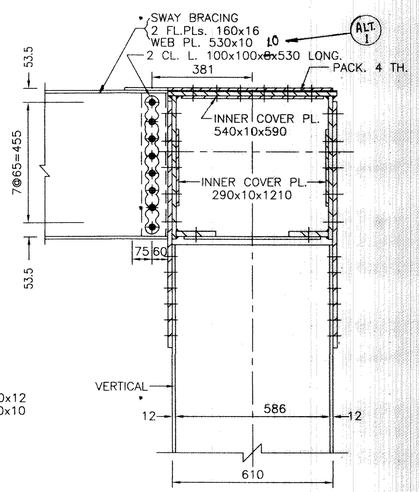

SECTION ON H.H.

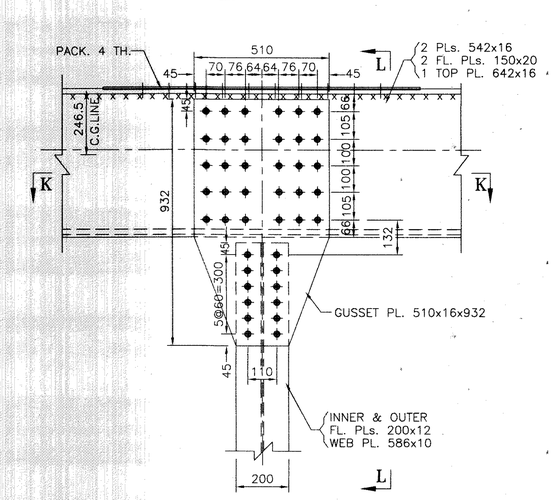

SECT. ELEVATION ON J.J.

U4

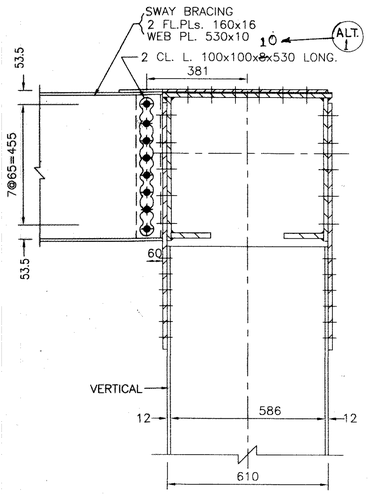

SECTION ON L.L.

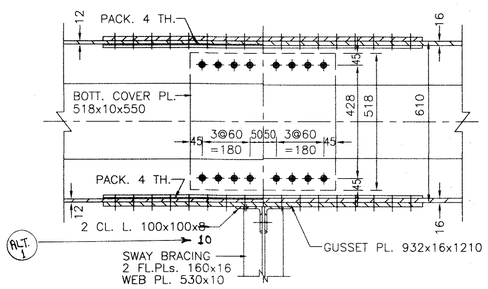

SECT. PLAN ON G.G.

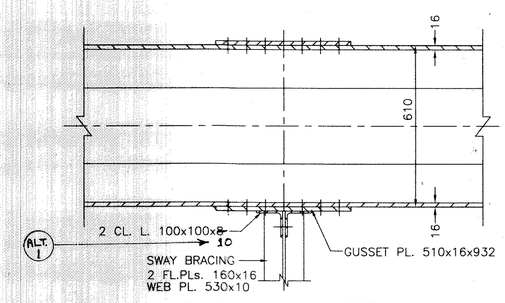

SECT. PLAN ON K.K.

DESCRIPTION	SHOP	FIELD
HSFG BOLT	⊕	●
ANCHOR BOLTS	◉	
TURNED BOLTS	◉	

1. ALL DIMENSIONS ARE IN MILLIMETRES.
2. ALL EDGES TO BE MACHINED OR CONTROL TORCH FLAME CUT.
3. ALL SHOP HSFG BOLTS 20 DIA: IN 21.5 DIA: HOLES, ALL FIELD HSFG BOLTS 22 DIA: IN 23.5 DIA: HOLES EXCEPT WHERE OTHERWISE SHOWN.

NOTE

IRS. M28,M39 FOR WELDING CONSUMABLES
IRS. WELDED BRIDGE CODE – 1972
STEEL BRIDGE CODE – 1962
FABRICATION & ERECTION IRS. B_1–2001
METAL ARC WELDING IS: 9595–1980

SPECIFICATION

MILLIMETRES
100 50 0 100 200 300 400 500
1:10

SCALE

ALT.	DESCRIPTION	DATE
1.	DIMENSIONS ALTERED	

"THIS DRAWING IS THE PROPERTY OF RESEARCH DESIGNS AND STANDARDS ORGANISATION (MINISTRY OF RAILWAYS), LUCKNOW–226011, INDIA AND SHALL NOT BE USED, COPIED OR REPRODUCED IN PART OR WHOLE, WITHOUT PRIOR CONSENT IN WRITING."

अ0 अ0 मा0 स0
R. D. S. O.

25टी भारण – 2008
25T LOADING – 2008
45.7 मी0 पाट
45.7 m SPAN
खुलापेटा गर्डर (वेल्डेड पारगामी प्रकार)
OPEN WEB GIRDER (WELDED THROUGH TYPE)
तलीय जीवा जोडों का विवरण
DETAILS OF TOP CHORD JOINTS

PROVISIONAL

RDSO/B–17181/12

SHEET 2 OF 2

CALCULATION REGISTER No. DD/2014/26 PAGES	DONE BY: (T.HOLY.KOM/SSE) CHECKED BY: (S.S.SINGH/SSE)	COMPUTERISED BY: (V.K.PANDEY/SSE) CHECKED BY: (R.N.SHUKLA/SSE)	(HARIOM NARAYAN) SCRUTINISED & CHECKED BY ADE/SS–III	(SRIJAN TRIPATHI) SCRUTINISED & CHECKED BY DBS/SB–I	APPROVED BY EDBS (A. K. DADARYA)
AutoCAD FILE No. 17181–12 NOTIFICATION No.	FLOPPY No.				