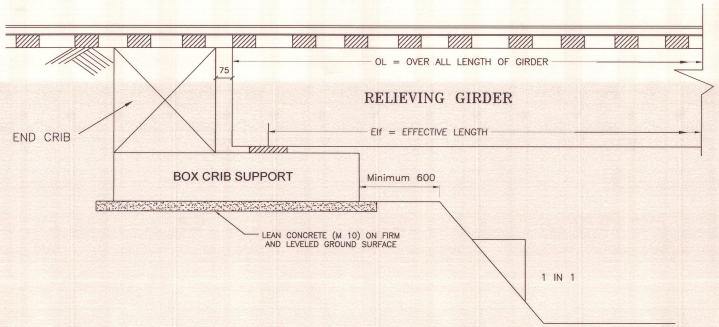

GENERAL ARRANGEMENT FOR SUPPORTING RELIEVING GIRDER (NOT TO SCALE)

DETAILS OF END CRIB

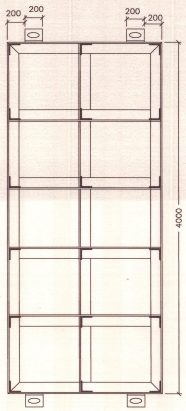

BOTTOM PLAN (SCALE–1:30)

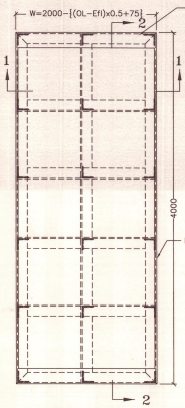

TOP PLAN (SCALE–1:30)

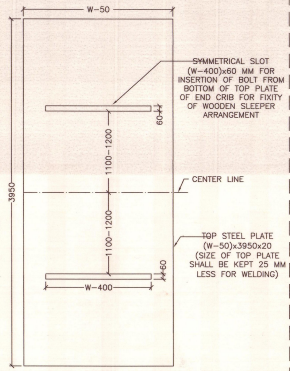

TOP PLATE OF END CRIB (SCALE–1:30)

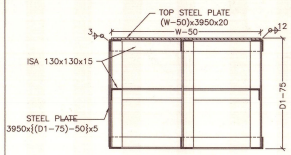

CROSS SECTION 1–1 (SCALE–1:30)

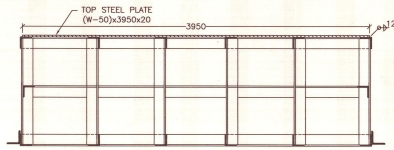

CROSS SECTION 2–2 (SCALE–1:30)

DETAILS OF GENERAL ARRANGEMENT FOR BOX CRIB

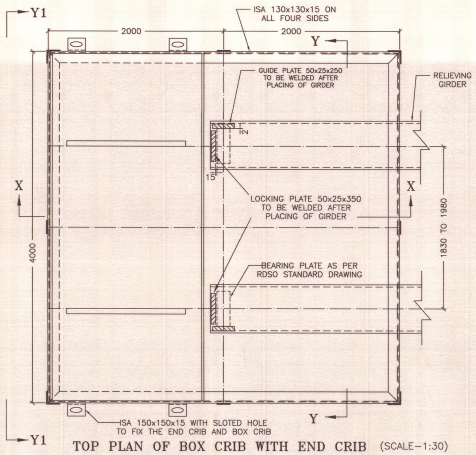

TOP PLAN OF BOX CRIB WITH END CRIB (SCALE–1:30)

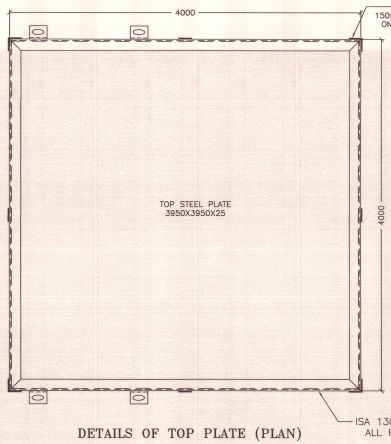

DETAILS OF TOP PLATE (PLAN) (SCALE–1:30)

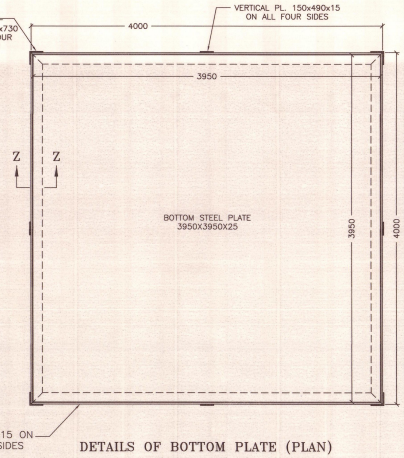

DETAILS OF BOTTOM PLATE (PLAN) (SCALE–1:30)

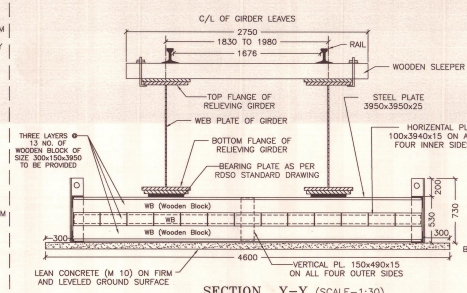

SECTION Y–Y (SCALE–1:30)

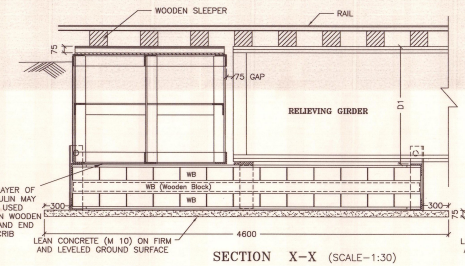

SECTION X–X (SCALE–1:30)

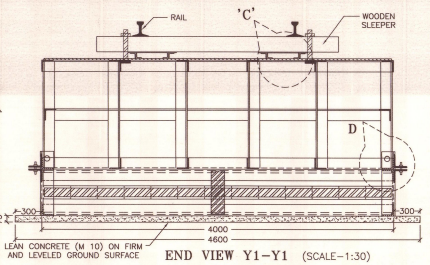

END VIEW Y1–Y1 (SCALE–1:30)

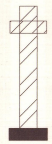

TURNED BOLT 50 MM DIA (NOT TO SCALE)

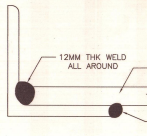

SECTION Z–Z (NOT TO SCALE)

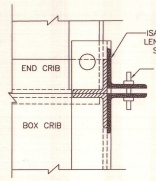

DETAILS "D" CONNECTION BETWEEN BOX CRIB AND END CRIB (SCALE–1:7.5)

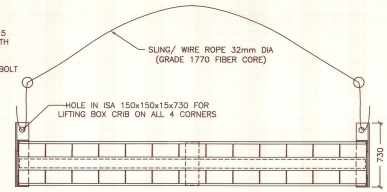

LIFTING ARRANGMENT (SECTIONAL VIEW) (SCALE–1:30)

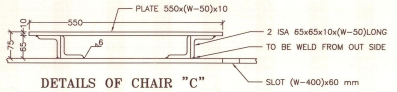

DETAILS OF CHAIR "C" (SCALE–1:7.5)

SN	RELIEVING GIRDER DRG. NO.	OVERALL LENGTH OF GIRDER AND LOADING	DISTANCE BETWEEN TOP OF BOX CRIB SUPPORT TO TOP OF RELIVING GIRDER (D1)
1	RDSO/B–11038	14.4 M (25T)	717 MM
2	RDSO/B–11040	20.4 M (25T)	986 MM
3	RDSO/B–11039/R	26.8 M (25T)	1343 MM

18. THIS DRAWING SHALL ONLY BE USED WITH THE STANDARD RDSO DRAWING NO RDSO/B–11038, B–11040 AND B–11039/R OF RH PLATE GIRDERS WHICH ARE SUITABLE FOR 50 KMPH.
17. STRUCTURAL INTEGRITY/STABILITY OF TEMPORARY ARRANGEMENT SHALL BE ENSURED AT SITE. ALL NUTS AND FASTENING ARRANGEMENTS SHOULD BE CHECKED AND TIGHTENED DAILY.
16. MAXIMUM PERMISSIBLE SPEED OF 40 KMPH MAY BE ALLOWED IN STEPS AFTER CHECKING THE STABILITY OF TEMPORARY ARRANGEMENT.
15. INITIALLY 20 KMPH SPEED SHALL BE PERMITTED. SSE/P.WAY WILL MONITOR GAUGE, CROSS LEVEL, ALIGNMENT OF THE TACK, SETTLEMENT OF TEMPORARY ARRANGEMENT ON DAILY BASIS. ANY CORRECTION REQUIRED FOR TRACK PARAMETERS, SETTLEMENT/MISALIGNMENT, SHALL BE DONE.
14. SUITABLE GUIDE AND LOCKING PLATES TO BE PROVIDED AT SITE AFTER PLACING GIRDER.
13. CENTER LINE OF GIRDER BEARING AND CENTER LINE OF BOX CRIB SHOULD BE IN ONE LINE AS FAR AS POSSIBLE WHILE PLACING THE GIRDER.
12. TARPAULIN OF TWO LAYERS MAY BE KEPT BELOW END CRIB AND TOP OF BOX CRIB.
11. BOX CRIB SHALL BE FIRST PRE ASSEMBLED OUTSIDE THE TRACK AND SHALL BE PLACED IN POSITION USING HYDRA/CRANE IN A TRAFFIC BLOCK.
10. HEIGHT AND WIDTH OF END CRIB WILL DEPEND ON DIMENSIONS OF RELIEVING GIRDER.
9. ALL WELDS ARE 12 MM FILLET WELD UNLESS MENTIONED OTHERWISE.
8. SINGLE PLATE TO BE USED FOR FABRICATION OF TOP AND BOTTOM PLATES OF BOX CRIB.
7. WEIGHT OF BOX CRIB ARRANGEMENT IS APPROXIMATELY 16 TON.
6. SOIL BASE UNDER SLEEPERS CRIB SHALL BE WELL COMPACTED. BASE SHALL BE LEVELED BY USING A LAYER OF SAND OR LEAN CONCRETE M–10 OF 75 MM THICKNESS.
5. BEARING CAPACITY OF SOIL SHALL NOT BE LESS THAN 20 T/SQ–M. ALL MEASURES SHALL BE TAKEN TO ENSURE PRESCRIBED BEARING CAPACITY OF SOIL.
4. MACHINE CUT WOODEN BLOCKS OF SIZE 300X150X3950 MM SHALL BE OF HARD WOOD GOOD QUALITY.
3. ALL STEEL SHALL CONFIRM TO IS: 2062. BOLTS AND FASTENERS SHALL CONFIRM TO IS: 1367 & IS: 4000. WELDS SHALL CONFIRM TO IRS WELDED BRIDGE CODE & IS: 816.
2. STANDARD OF LOADING 25T–2008.
1. ALL DIMENSIONS ARE IN MM.

NOTES

(SIZE–A1)
MILLIMETERS
75 0 75 150 225 300 1:7.5
300 0 300 600 900 1200 1:30

SCALE | ALT. | DESCRIPTION | DATE

यह ड्राइंग अनुसन्धान अभिकल्प एवं मानक संगठन (रेल मंत्रालय) लखनऊ– २२६०११ (भारत) की संपत्ति है तथा बिना पूर्व लिखित अनुमति के इसका इस्तेमाल नहीं होगा साहित अथवा सारी /उसके किसी भाग की प्रतिलिपि नहीं बनायी जायी चाहिए.
THIS DRAWING IS THE PROPERTY OF RESEARCH DESIGNS & STANDARDS ORGANISATION (MINISTRY OF RAILWAYS) LUCKNOW–226011(INDIA) AND SHALL NOT BE USED, COPIED OR REPRODUCED IN PART OR WHOLE WITHOUT PRIOR CONSENT IN WRITING.

अ. अ. मा. सं. R. D. S. O.

"25t LOADING 2008"

TEMPORARY BOX CRIB ARRANGEMENT FOR SUPPORT OF RELIEVING GIRDERS OF LENGTH UPTO 26.8M (TRIAL BASIS)
(MAXIMUM PERMISSIBLE SPEED UPTO 40 KMPH)

TYPE PLAN

DATE– 15.03.2018

RDSO/B–11043

डिजाईन रजिस्टर सं. DD/2018/10	रेखांकन–P. K. SINHA (S.S.E.)	डिजाईन एवं रेखांकन जांच - 15.03.2018	मिलान एवं जांच - 15/03/2018	अनुमोदन - 15/5/18	ऑटो कैड फाइल सं – RDSO–B–11043
PAGES डिजाईन–ANEET KUMAR (J.E.)	डिजाईन जांच–NILESH KUMAR (S.S.R.E.)	रेखांकन जांच–ANEET KUMAR (J.E.)	M. K. SHUKLA (ADE/SB–II)	PRADEEP KUMAR (JDBS/SB–II)	RAJEEV VERMA (EDBS)	नोटिफिकेशन सं -